

# RAMAPO COLLEGE OF NEW JERSEY

CAEP 2025 Educator Preparation Provider  
Annual Report:

*Display of Annual Reporting Measures for the  
2023-2024 Academic Year*

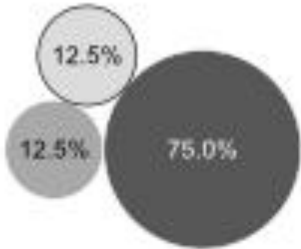

# IMPACT ON P-12 LEARNING AND DEVELOPMENT:

## TEACHER MEDIAN STUDENT GROWTH PERCENTILE (SGP) SCORES (CAEP COMPONENT R4.1)



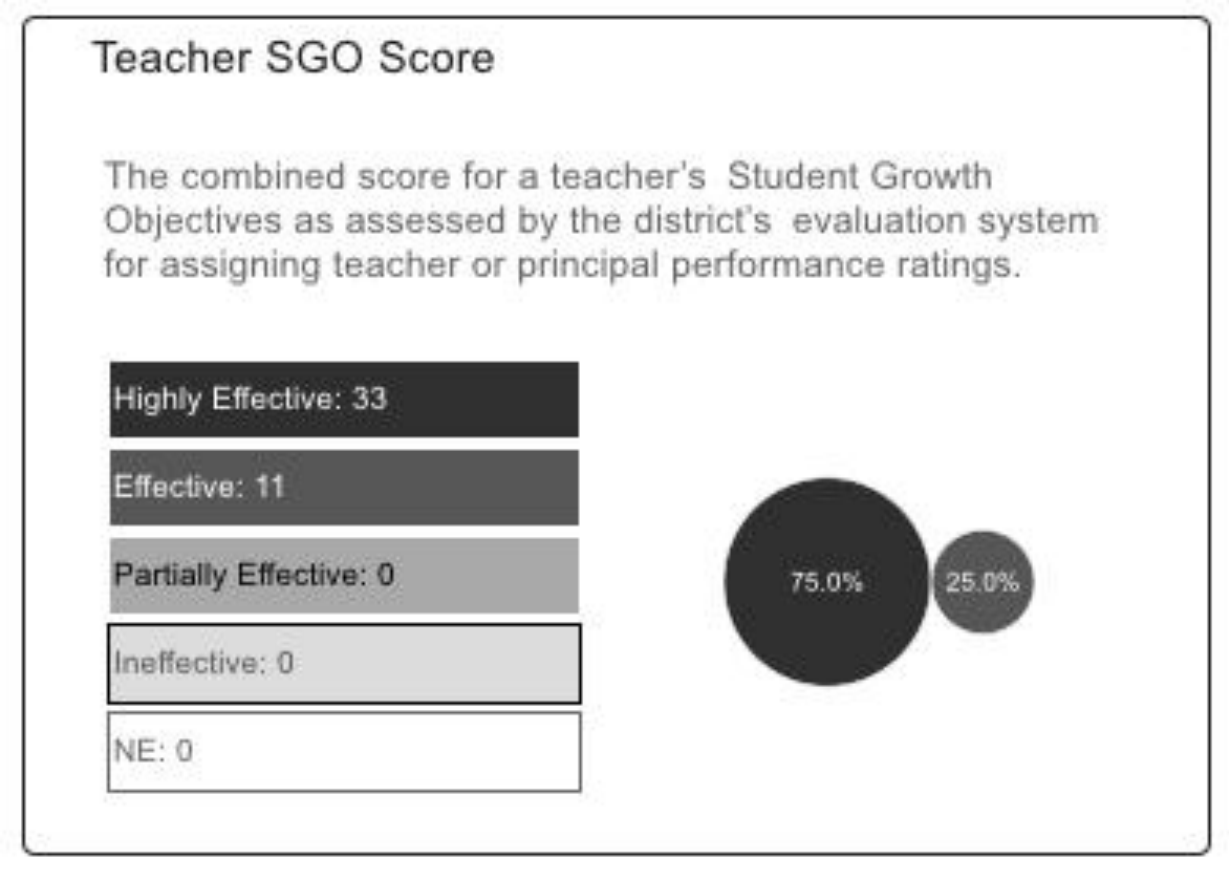
### Teacher SGP Score

Median Student Growth Percentile (mSGP) scores are one of the multiple measures of student achievement for qualifying teachers of 4th-8th-grade Language Arts and 4th-7th-grade Math.



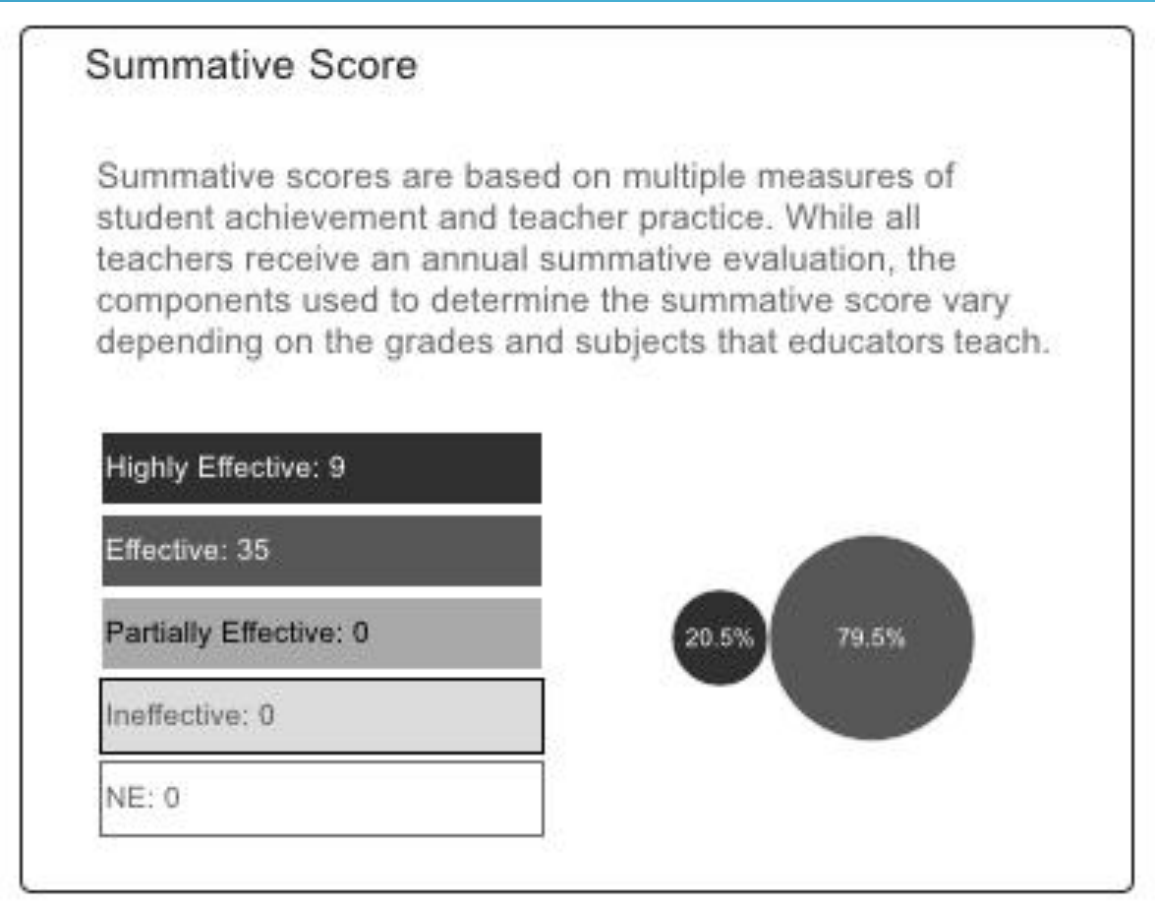
# IMPACT ON P-12 LEARNING AND DEVELOPMENT:

## TEACHER STUDENT GROWTH OBJECTIVES (SGO) SCORES (CAEP COMPONENT R4.1)



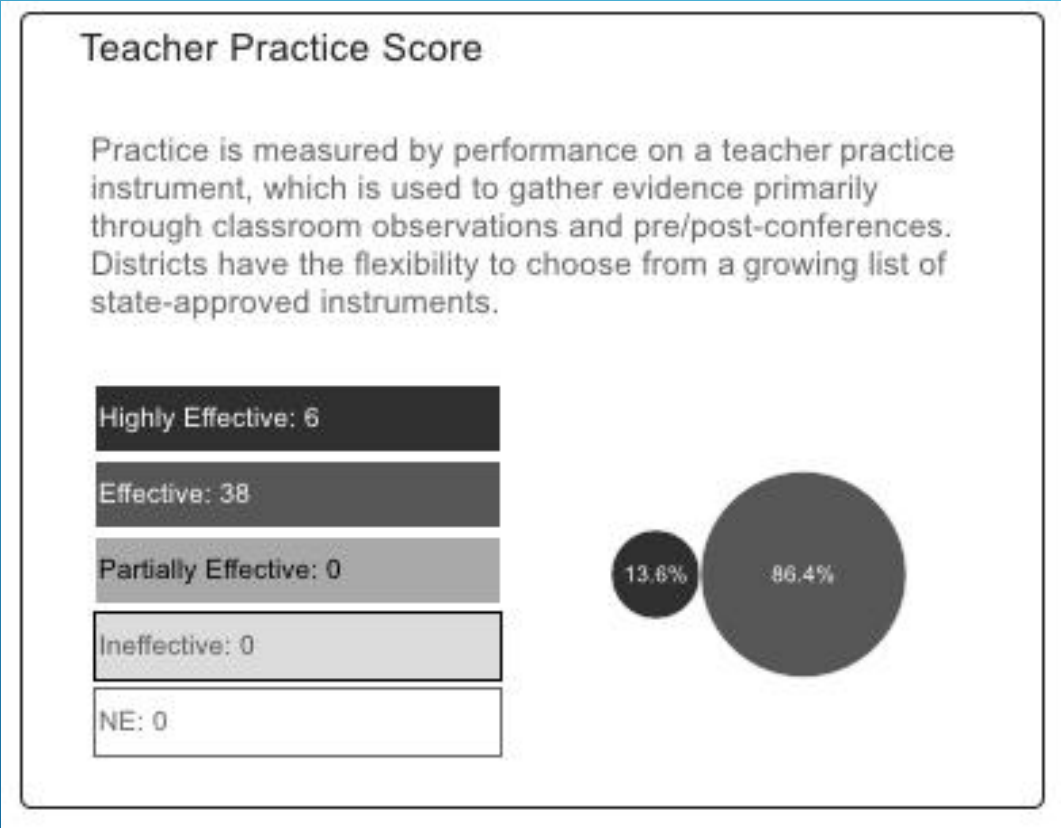
# INDICATORS OF TEACHING EFFECTIVENESS:

## SUMMATIVE SCORES (CAEP COMPONENT R4.1)



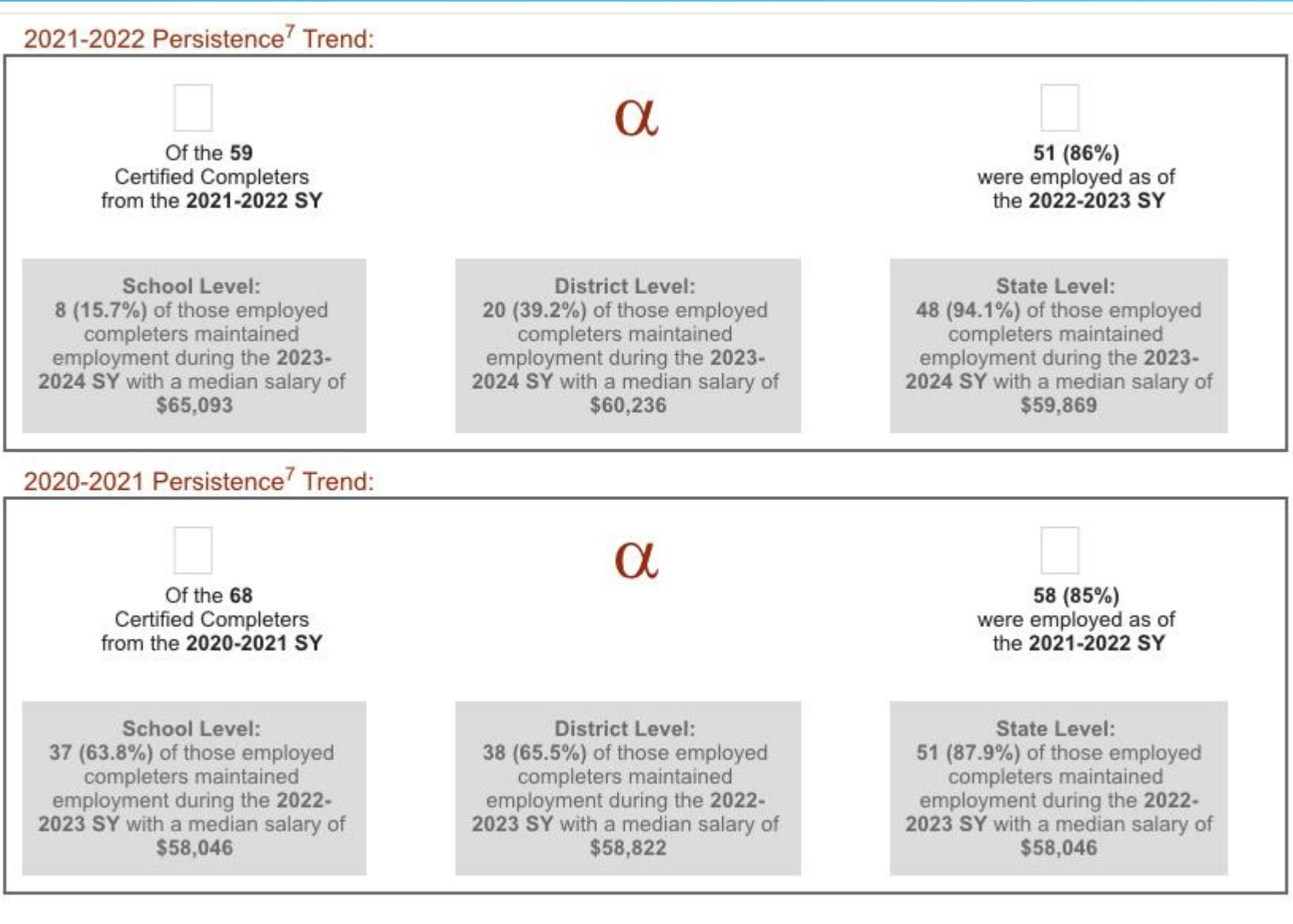
# INDICATORS OF TEACHING EFFECTIVENESS:

## TEACHER PRACTICE SCORE SCORES (CAEP COMPONENT R4.1)



# SATISFACTION OF EMPLOYERS AND EMPLOYMENT MILESTONES:

## PERSISTENCE RATES (CAEP COMPONENT R4.2)



# SATISFACTION OF EMPLOYERS AND EMPLOYMENT MILESTONES: FA23 TEACHER EDUCATION EMPLOYER SURVEY (CAEP COMPONENT R4.2, 5.3)

► This biennial survey was administered in **Fall 2023** to NJ school administrators who employed at least one Ramapo College Teacher Education (initial-licensure) program completers between Fall 2020 and Spring 2022. The next survey will be administered in Fall 2025.

►  $N = 10$

Indicator	Mean	St. Dev.	1 = Dissatisfied	2 = Neutral	3 = Satisfied	4 = Very Satisfied
3.1.) Overall satisfaction with preparation for assigned responsibilities working with P-12 students. (InTASC: N/A; NJPST: N/A; CAEP: R4.3, R5.3)	3.50/4.00 $N=10$	0.71	0	1	3	6
			0.00%	10.00%	30.00%	60.00%

Indicator	Mean	St. Dev.	1 = Unlikely	2 = Neutral	3 = Likely	4 = Very Likely
3.2.) Overall likelihood to hire another graduate/program completer. (InTASC: N/A; NJPST: N/A; CAEP: R4.3, R5.3)	3.60/4.00 $N=10$	0.70	0	1	2	7
			0.00%	10.00%	20.00%	70.00%



# SATISFACTION OF EMPLOYERS:

## FA23 MASTER OF ARTS IN SPECIAL EDUCATION (MASE) EMPLOYER SURVEY

(CAEP COMPONENT RA4.1)

► This biennial survey was administered in **Fall 2023** to NJ school administrators who employed at least one Ramapo College MASE (advanced-level) graduate between Fall 2020 and Spring 2023. The next survey will be administered in Fall 2025.

►  $N = 2$

Indicator	Mean	St. Dev.	1 = Very Dissatisfied	2 = Dissatisfied	3 = Neutral	4 = Satisfied	5 = Very Satisfied
4.1.) Overall, how satisfied are you with Ramapo College's MASE program graduates' preparation for their assigned responsibilities working with P-12 special education students? (InTASC: N/A; NJPST: N/A; CEC: N/A; CAEP: RA4.1)	4.00/5.00 N=2	1.41	0	0	1	0	1
			0.00%	0.00%	50.00%	0.00%	50.00%

Indicator	Mean	St. Dev.	1 = Very Unlikely	2 = Unlikely	3 = Neutral	4 = Likely	5 = Very Unlikely
4.2.) Overall, how likely are you to hire another graduate from Ramapo College's MASE program? (InTASC: N/A; NJPST: N/A; CEC: N/A; CAEP: RA4.1)	3.5/5.00 N=2	0.71	0	0	1	1	0
			0.00%	0.00%	50.00%	50.00%	75.00%



# SATISFACTION OF EMPLOYERS:

## FA23 MASTER OF ARTS IN EDUCATIONAL LEADERSHIP (MAEL) EMPLOYER SURVEY

(CAEP COMPONENT RA.4.1)

► This biennial survey was administered in **Fall 2023** to NJ school administrators who employed at least one Ramapo College MAEL (advanced-level) graduate between Fall 2020 and Spring 2022. The next survey will be administered in Fall 2025.

► **N = 4**

Indicator	Mean	St. Dev.	1 = Very Dissatisfied	2 = Dissatisfied	3 = Neutral	4 = Satisfied	5 = Very Satisfied
4.1.) Overall, how satisfied are you with Ramapo College's MAEL program graduates' preparation for their assigned responsibilities? (PSEL: N/A; CAEP: RA4.1)	4.25/5.00 N=4	0.96	0	0	1	1	2
			0.00%	0.00%	25.00%	25.00%	50.00%

Indicator	Mean	St. Dev.	1 = Very Unlikely	2 = Unlikely	3 = Neutral	4 = Likely	5 = Very Unlikely
4.2.) Overall, how likely are you to hire another graduate from Ramapo College's MAEL program? (PSEL: N/A; CAEP: RA4.1)	4.25/5.00 N=4	0.96	0	0	1	1	2
			0.00%	0.00%	25.00%	25.00%	50.00%

# SATISFACTION OF COMPLETERS:

## FA23 TEACHER EDUCATION ALUMNI SURVEY (CAEP COMPONENT R4.3)

This biennial survey was administered in Fall 2023 to 2020-2022 Ramapo College Teacher Education (initial-licensure) program completers (alum). The next survey will be administered in Fall 2025.

- ▶ **N = 38**
- ▶ **4-point scale**

Certification Area	Overall Results		
	N	Total Mean	Total St. Dev.
Elementary	23	3.94	0.61
Secondary	15	3.61	0.70
Art	1	3.16	0.00
Physics	1	2.89	0.00
Business	2	3.42	0.04
English	3	3.98	0.03
Mathematics	3	3.57	0.52
Social Studies	5	3.63	0.36
Grand Total	38	3.42	0.52

Certification Area	N	2.5.) Ramapo's Teacher Education & Certification Program prepared me to apply my knowledge of professional responsibility, specifically engaging in professional learning, acting ethically, taking responsibility for student learning, and collaborating with others to work effectively with diverse P-12 students and their families. (InTASC: N/A; NJPST: N/A; CAEP: R4.3)		3.1.) Overall, how likely are you to recommend Ramapo's Teacher Education & Certification Program to others who are considering receiving teacher certification in New Jersey? (InTASC: N/A; NJPST: N/A; CAEP: R4.3)	
		Total Mean	Total St. Dev.	Total Mean	Total St. Dev.
Elementary	23	3.35	0.68	3.00	0.87
Secondary	15	3.79	0.58	3.71	0.65
Art	1	2.00	0.00	4.00	0.00
Physics	1	2.00	0.00	2.00	0.00
Business	2	3.50	0.71	4.00	0.00
English	3	4.00	0.00	4.00	0.00
Mathematics	3	3.67	0.58	3.67	0.58
Social Studies	5	3.80	0.45	3.00	0.00
Grand Total	38	3.44	0.68	3.64	0.58

# SATISFACTION OF COMPLETERS:

## FA23 MASTER OF ARTS IN SPECIAL EDUCATION (MASE) ALUMNI SURVEY

(CAEP COMPONENT RA.4.2)

► This biennial survey was administered in Fall 2023 to 2020-2022 Ramapo College MASE (advanced-level) graduates. The next survey will be administered in Fall 2025.

► N = 4; 5-point scale

Indicator	Mean	St. Dev.	1 = Strongly Disagree	2 = Disagree	3 = Neutral	4 = Agree	5 = Strongly Agree
24.) Overall, I feel that my Special Education preparation was effective and relevant to the responsibilities I confront on the job. (InTASC: N/A; NJPST: N/A; CEC: N/A; CAEP: RA.4)	5.00	0.00	0	0	0	0	4
			0.00%	0.00%	0.00%	0.00%	100.00%

Indicator	Mean	St. Dev.	1 = Very Unlikely	2 = Unlikely	3 = Neutral	4 = Likely	5 = Very Likely
25.) Overall, how likely are you to recommend Ramapo's MASE program to others considering certification as a special education teacher? (InTASC: N/A; NJPST: N/A; CEC: N/A; CAEP: RA.4)	5.00	0.00	0	0	0	0	4
			0.00%	0.00%	0.00%	0.00%	100.00%

# SATISFACTION OF COMPLETERS:

## FA23 MASTER OF ARTS IN EDUCATIONAL LEADERSHIP (MAEL) ALUMNI SURVEY

(CAEP COMPONENT A.4.2)

► This survey was administered in Fall 2023 to 2020-2022 Ramapo College MAEL (advanced-level) graduates. The next survey will be administered in Fall 2025.

► N = 4; 5-point scale

Indicator	Mean	St. Dev.	1 = Strongly Disagree	2 = Disagree	3 = Neutral	4 = Agree	5 = Strongly Agree
17.) Rate the extent to which the MAEL curriculum, learning experiences and field-based internship provided sufficient opportunities for you to obtain feedback from a diverse group of students, educational professionals and educational leaders, to help you reflect upon your knowledge, ability and overall growth as an educational leader: (PSEL: N/A; CAEP: RA.4)	5.00	0.00	0	0	0	0	4
			0.00%	0.00%	0.00%	0.00%	100.00%
Indicator	Mean	St. Dev.	1 = Very Unlikely	2 = Unlikely	3 = Neutral	4 = Likely	5 = Very Likely
31.) Rate your likelihood of recommending Ramapo's MAEL program to others considering certification as a supervisor and principal: (PSEL: N/A; CAEP: RA.4)	5.00	0.00	0	0	0	0	4
			0.00%	0.00%	0.00%	0.00%	100.00%

# ABILITY OF COMPLETERS TO MEET LICENSING (CERTIFICATION) REQUIREMENTS:

## TITLE II AND EDTPA (INITIAL-LEVEL PROGRAMS) (CAEP COMPONENT R3.3)

### ► Praxis Subject Assessments (Title II) Summary Pass Rates

- Ramapo College Teacher Education candidates who took and passed a content knowledge/subject area assessment required for NJ teacher certification (most recent available data).

Reporting Period/AY	Number Taking Tests	Number Passing Tests	Pass Rate (%)	NJ State Avg. Pass Rate (%)
2022-2023	100	81	81%	87%

### □ edTPA Pass Rates

- Ramapo College Teacher Education candidates are no longer required by the State of New Jersey to take the edTPA.

**ABILITY OF COMPLETERS TO MEET LICENSING (CERTIFICATION) REQUIREMENTS:**  
**PRAXIS SCHOOL LEADERS LICENSURE ASSESSMENT (SLLA)** (ADVANCED-LEVEL PROGRAM)  
CAEP COMPONENT RA.4.3)

- **Praxis School Leaders Licensure Assessment Pass Rates**
- Ramapo College Master of Arts in Educational Leadership school leader candidates who took and passed the SLLA content knowledge assessment required for NJ Principal certification (most recent available data).

Reporting Period/AY	Total Program Completers	Total Test Takers	Pass *	Fail	Total Score Averages	Standard Deviations
2022-2023	16	16	16	0	171.31	9.82
		100%	100%	0%		

\* The current passing score in NJ is 151 points out of 200 points.

# ABILITY OF COMPLETERS TO BE HIRED IN EDUCATION POSITIONS FOR WHICH THEY HAVE BEEN PREPARED: EMPLOYMENT BY CERTIFICATION AREA

## Employment by Certification Count:

Category	Count of Certified Individuals	Employed as of October 15, 2023	Percent Employed as Teachers
Candidate Earned One Certification	55	48	87.3%
Candidate Earned Two or More Certifications	4	3	75.0%
Candidate Earned One or More Certifications	59	51	86.4%

## Employment by Certification Area:

Category	Count of Certified Individuals	Employed as of October 15, 2023	Percent Employed as Teachers
All Programs	59	51	86.4%
Biological Science	1	1	100.0%
Chemistry	1	1	100.0%
Elementary School	37	33	89.2%
English	4	3	75.0%
Mathematics	2	1	50.0%
Middle School with Subject matter Specialization   Mathematics in Grades 5 - 8	2	2	100.0%
Music	2	2	100.0%
Social Studies	10	8	80.0%
Students with Disabilities	4	3	75.0%