

RAMAPO COLLEGE OF NEW JERSEY

CAEP 2023 Educator Preparation Provider
Annual Report:


*Display of Annual Reporting Measures for the
2021-2022 Academic Year*

IMPACT ON P-12 LEARNING AND DEVELOPMENT:

TEACHER MEDIAN STUDENT GROWTH PERCENTILE (SGP) SCORES


(CAEP COMPONENT 4.1)

Summative scores in the 2020-2021 school year were not based on student growth due to the circumstances related to the COVID-19 public health emergency. Therefore, this data is not being included in this report.



IMPACT ON P-12 LEARNING AND DEVELOPMENT:
TEACHER STUDENT GROWTH OBJECTIVES (SGO) SCORES
(CAEP COMPONENT 4.1)

Summative scores in the 2020-2021 school year were not based on student growth due to the circumstances related to the COVID-19 public health emergency. Therefore, this data is not being included in this report.


A decorative graphic consisting of several parallel white lines of varying lengths, slanted upwards from left to right, located in the bottom right corner of the page.

INDICATORS OF TEACHING EFFECTIVENESS:

SUMMATIVE SCORES

(CAEP COMPONENT 4.1)

Summative scores in the 2020-2021 school year were not based on student growth due to the circumstances related to the COVID-19 public health emergency. Therefore, this data is not being included in this report.




INDICATORS OF TEACHING EFFECTIVENESS:

TEACHER PRACTICE SCORE SCORES

(CAEP COMPONENT 4.1)

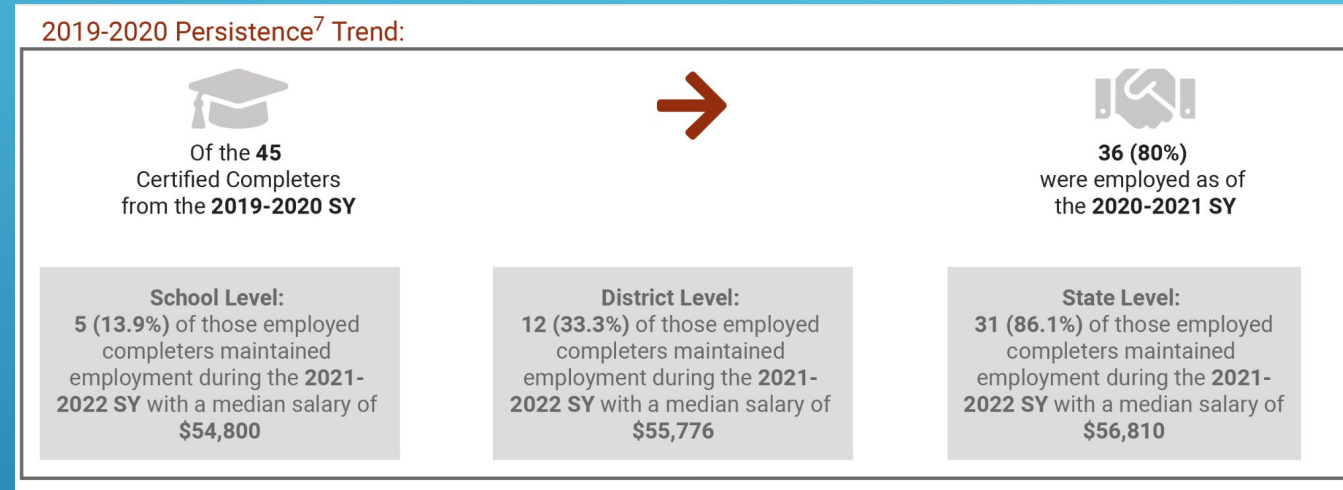
Summative scores in the 2020-2021 school year were not based on student growth due to the circumstances related to the COVID-19 public health emergency. Therefore, this data is not being included in this report.



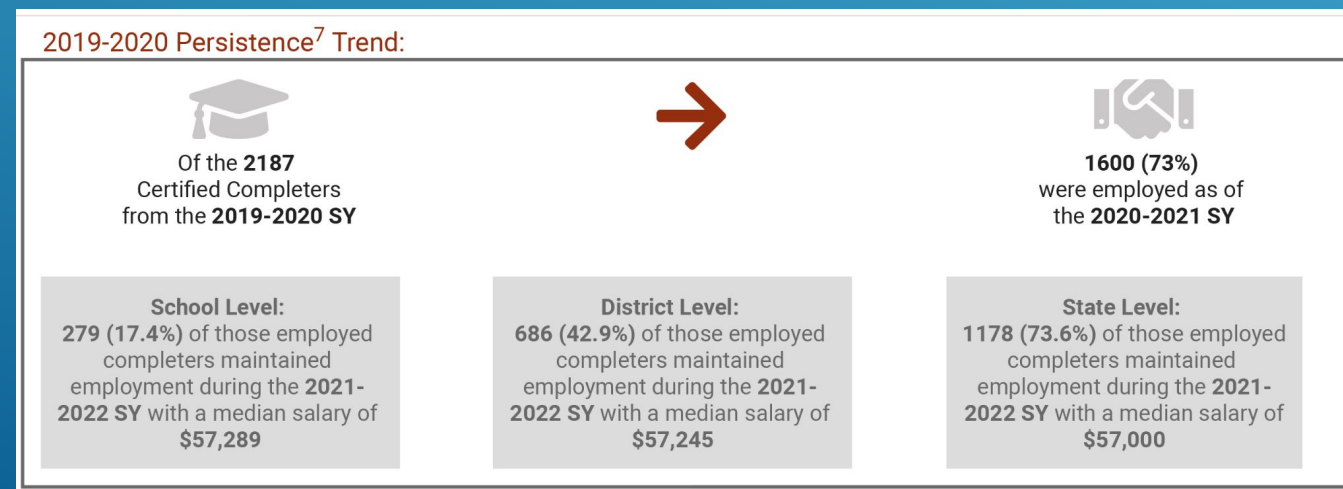
SATISFACTION OF EMPLOYERS AND EMPLOYMENT MILESTONES:

PERSISTENCE RATES (CAEP COMPONENT 4.2)

- Persistence* data about program completers working in NJ public schools (2022 NJDOE EPPPR).
Ramapo College Initial Licensure Program Completers: 2020-21 Persistence* Trend



New Jersey State Initial Licensure Program Completers: 2020-21 Persistence* Trend

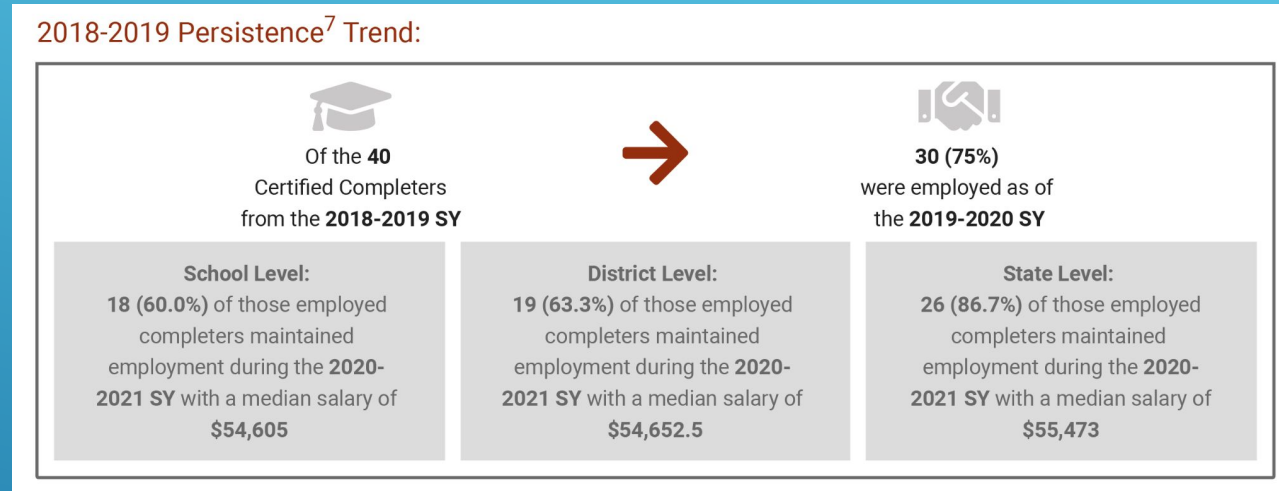


* Candidates who continued with their employment at the school, district, or state level from one year to the next.

SATISFACTION OF EMPLOYERS AND EMPLOYMENT MILESTONES:

PERSISTENCE RATES (CAEP COMPONENT 4.2)

- Persistence* data about program completers working in NJ public schools (2021 NJDOE EPPPR).
Ramapo College Initial Licensure Program Completers: 2019-20 Persistence* Trend



New Jersey State Initial Licensure Program Completers: 2019-20 Persistence* Trend



* Candidates who continued with their employment at the school, district, or state level from one year to the next.

SATISFACTION OF EMPLOYERS AND EMPLOYMENT MILESTONES:
FA22 TEACHER EDUCATION EMPLOYER SURVEY (CAEP COMPONENT 4.2)

Due to staff turnover (Assistant Dean and Program Assessment and Accreditation Coordinator), the EPP did not distribute the Employer Survey in 2022.

The survey will be sent in 2023.



SATISFACTION OF EMPLOYERS:

FA22 MASTER OF ARTS IN SPECIAL EDUCATION (MASE) EMPLOYER SURVEY

(CAEP COMPONENT 4.2)

Due to staff turnover (Assistant Dean and Program Assessment and Accreditation Coordinator), the EPP did not distribute the Employer Survey in 2022.

The survey will be sent in 2023.



SATISFACTION OF EMPLOYERS:

FA22 MASTER OF ARTS IN EDUCATIONAL LEADERSHIP (MAEL) EMPLOYER SURVEY

(CAEP COMPONENT 4.2)

Due to staff turnover (Assistant Dean and Program Assessment and Accreditation Coordinator), the EPP did not distribute the Employer Survey in 2022.

The survey will be sent in 2023.



ABILITY OF COMPLETERS TO MEET LICENSING (CERTIFICATION) REQUIREMENTS: **TITLE II AND EDTPA** (INITIAL-LEVEL PROGRAMS) (CAEP COMPONENT 4.3)

Praxis Subject Assessments (Title II) Summary Pass Rates

- ▶ Ramapo College Teacher Education candidates who took and passed a content knowledge/subject area assessment required for NJ teacher certification (most recent available data).

Reporting Period/AY	Number Taking Tests	Number Passing Tests	Pass Rate (%)	<u>NJ State Avg. Pass Rate (%)</u>
2020-2021	75	66	88%	89%

edTPA Pass Rates

- Ramapo College Teacher Education candidates who submitted an Educative Teacher Performance Assessment (edTPA) portfolio for national scoring in 2021-2022:
 - Received a Passing Score Upon Initial Attempt: $72/87 = 83\%$
 - Received a Passing Score Upon Resubmission Attempt: $9/15 = 60\%$
 - Due to the pandemic, the NJDOE offered a flexibility waiver for NJ teacher candidates who could not submit or resubmit their edTPA portfolio in order to achieve a passing score given their classroom circumstances.

ABILITY OF COMPLETERS TO MEET LICENSING (CERTIFICATION) REQUIREMENTS: **PRAXIS SCHOOL LEADERS LICENSURE ASSESSMENT (SLLA)** (ADVANCED-LEVEL PROGRAM) CAEP COMPONENT 4.3)

Praxis School Leaders Licensure Assessment Pass Rates

- ▶ Ramapo College Master of Arts in Educational Leadership school leader candidates who took and passed the SLLA content knowledge assessment required for NJ Principal certification (most recent available data)..

Reporting Period/AY	Total Program Completers	Total Test Takers	Pass *	Fail	Total Score Averages	Standard Deviations
2021-2022	17	11	11	0	175.09	8.15
		65%	100%	0%		

* The current passing score in NJ is 151 points out of 200 points.

ABILITY OF COMPLETERS TO BE HIRED IN EDUCATION POSITIONS FOR WHICH THEY HAVE BEEN PREPARED: EMPLOYMENT BY CERTIFICATION AREA

► Of Ramapo's 45 certified Teacher Education program completers from the 2019-2020 school year, **36 (80%)** were employed in NJ public schools as of October 15, 2021 (2022 NJDOE EPPPR).

Certification Area	# of Ramapo Certified Completers 19-20	# of Ramapo Certified Completers Employed as Teachers in a NJ PS as of Oct. 15, 2021	% of Ramapo Certified Completers Employed as Teachers in a NJ PS as of Oct. 15, 2021	% of <u>Statewide</u> Certified Completers Employed as Teachers in a NJ PS as of Oct. 15, 2021
All	45	36	80%	72.9%
Elementary	22	20	90.9%	75.1%
Biology	2	2	100%	81.8%
Dance, Art, Music or Theater	3	1	33.3%	58.7%
English	3	1	33.3%	69.5%
Mathematics	5	5	100%	85.4%
Social Studies	8	6	75%	66.7%