

INSTRUCTIONS FOR APPLYING FOR GRADUATION:

Logging on to Web Self Service

- Log on to [Web Self-Service](#)



Please enter your **Email User Name and Password**.

Be sure to use all lowercase letters in the User Name field.


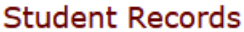

When finished, select Login.

To protect your privacy, please Exit and close your browser when you are finished.

User Name: Enter Username
Password: Enter Password

[Click Here for Help with Login?](#)

Locating the Graduation Application

- Click on **Student Services and Financial Aid Tab** 
- Click on **Student Records** (Link) 
View your holds; Display your grades and transcripts.
- Click on **Apply to Graduate** (Link) 
- Follow on Screen Directions