


RCNJ

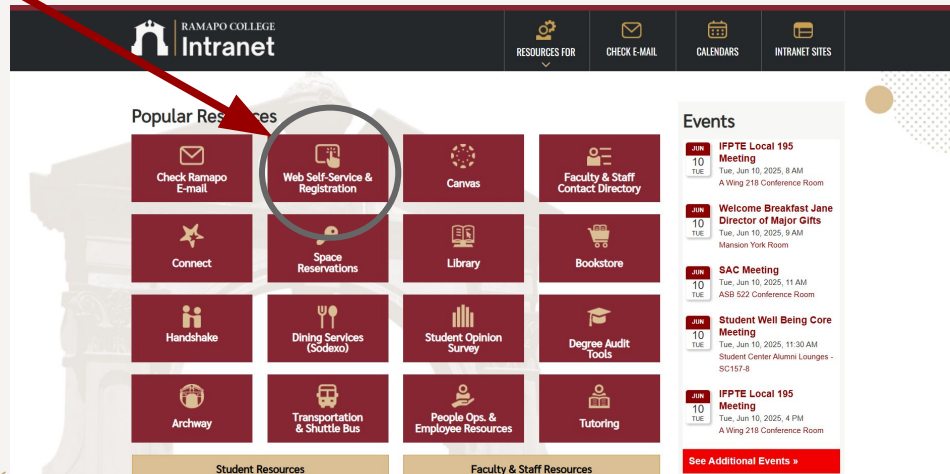
How Students Can Check and Resolve Registration Holds

Center for Student Success



Log into Web Self-Service (WSS)

- Go to web.ramapo.edu
- Click on Web Self-Service
- Sign in with your username and password



RAMAPO COLLEGE
Intranet

RESOURCES FOR CHECK E-MAIL CALENDARS INTRANET SITES

Popular Resources

- Check Ramapo E-mail
- Web Self-Service & Registration**
- Canvas
- Faculty & Staff Contact Directory
- Connect
- Space Reservations
- Library
- Bookstore
- Handshake
- Dining Services (Sodexo)
- Student Opinion Survey
- Degree Audit Tools
- Archway
- Transportation & Shuttle Bus
- People Ops. & Employee Resources
- Tutoring

Student Resources Faculty & Staff Resources

Events

- IFPTE Local 195 Meeting**
Tue, Jun 10, 2025, 8 AM
A Wing 218 Conference Room
- Welcome Breakfast Jane Director of Major Gifts**
Tue, Jun 10, 2025, 9 AM
Mansion York Room
- SAC Meeting**
Tue, Jun 10, 2025, 11 AM
ASB 522 Conference Room
- Student Well Being Core Meeting**
Tue, Jun 10, 2025, 11:30 AM
Student Center Alumni Lounges - SC151F-8
- IFPTE Local 195 Meeting**
Tue, Jun 10, 2025, 4 PM
A Wing 218 Conference Room

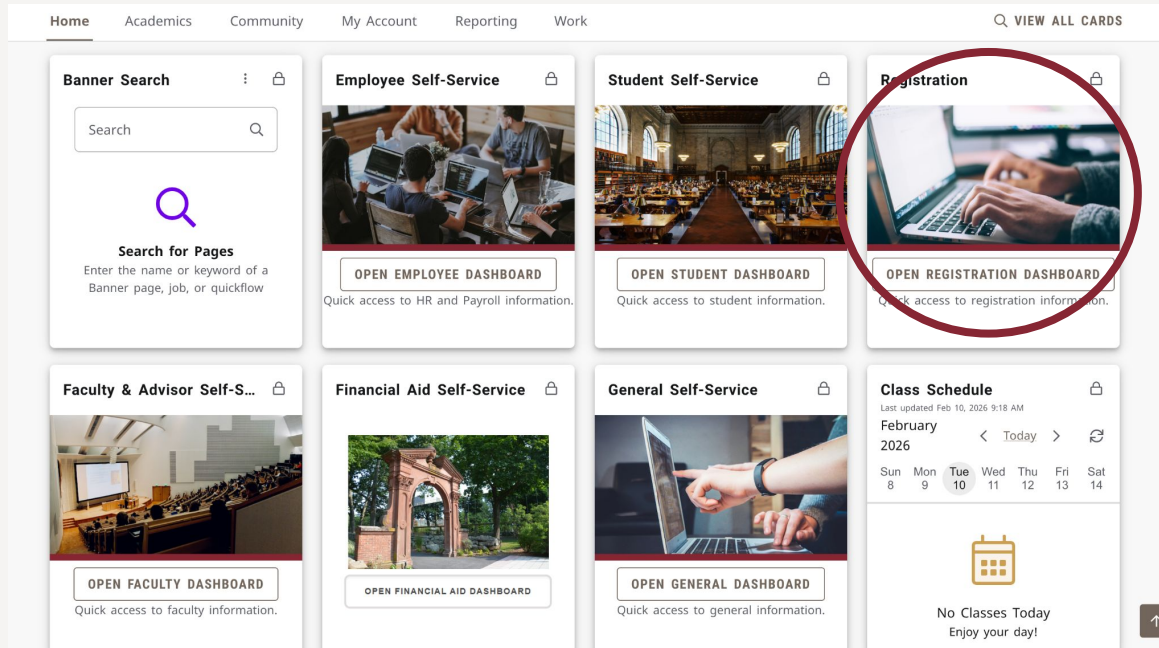
[See Additional Events »](#)

SIGN IN

 Remember me on this computer

Access registration on Web Self-Service

→ Click on Open Registration Dashboard




The screenshot shows a web dashboard with a navigation bar at the top containing links for Home, Academics, Community, My Account, Reporting, and Work. A search icon and the text "VIEW ALL CARDS" are on the right. The main content area features a grid of service cards:


- Banner Search:** Includes a search input field and a "Search for Pages" section with instructions to enter names or keywords.
- Employee Self-Service:** Features an image of people at computers and a button labeled "OPEN EMPLOYEE DASHBOARD" with the text "Quick access to HR and Payroll information."
- Student Self-Service:** Features an image of a library and a button labeled "OPEN STUDENT DASHBOARD" with the text "Quick access to student information."
- Registration:** Features an image of hands typing on a laptop and a button labeled "OPEN REGISTRATION DASHBOARD" with the text "Quick access to registration information." This card is circled in red.
- Faculty & Advisor Self-S...:** Features an image of a lecture hall and a button labeled "OPEN FACULTY DASHBOARD" with the text "Quick access to faculty information."
- Financial Aid Self-Service:** Features an image of a stone archway and a button labeled "OPEN FINANCIAL AID DASHBOARD".
- General Self-Service:** Features an image of a hand pointing at a laptop screen and a button labeled "OPEN GENERAL DASHBOARD" with the text "Quick access to general information."
- Class Schedule:** Shows a calendar for February 2026, with the 10th highlighted. Below the calendar is a calendar icon and the text "No Classes Today Enjoy your day!".


Navigate to the Current Semester Term

- Click on Prepare for Registration
- Select Appropriate Term

What would you like to do?

 [Prepare for Registration](#)
View registration status, update student term data, and complete pre-registration requirements.

 [Browse Classes](#)
Looking for classes? In this section you can browse classes you find interesting.

 [Browse Course Catalog](#)
Look up basic course information like subject, course and description.

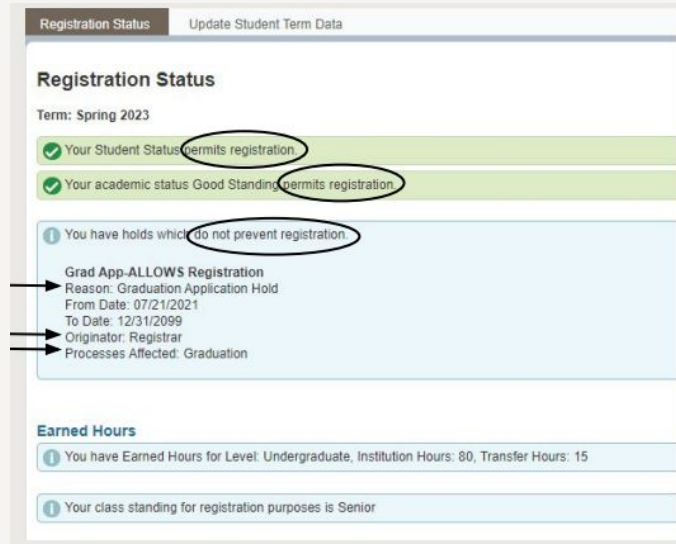
Terms Open for Registration

Select a term... ▼

Continue

View Active Holds in the Registration Status Tab

→ View registration status, academic standing, active holds, and earned hours under Registration Status tab



Registration Status Update Student Term Data

Registration Status

Term: Spring 2023

- ✓ Your Student Status permits registration.
- ✓ Your academic status Good Standing permits registration.
- ⓘ You have holds which do not prevent registration.
 - Grad App-ALLOWS Registration
 - Reason: Graduation Application Hold
 - From Date: 07/21/2021
 - To Date: 12/31/2099
 - Originator: Registrar
 - Processes Affected: Graduation

Earned Hours

- ⓘ You have Earned Hours for Level: Undergraduate, Institution Hours: 80, Transfer Hours: 15
- ⓘ Your class standing for registration purposes is Senior

Immunization Hold

- To lift an **immunization hold** please see the information at the following link and complete and submit the immunization forms:
<https://www.ramapo.edu/health/immunization-info/>
- If you have any further questions concerning this hold or immunization requirements, please contact **Health Services at 201-684-7536**.

Student Accounts Hold

- A **student accounts hold** or **Bursar hold** signifies that you are missing tuition payments. To lift this hold, please make the required payments.
- If you have any questions about this hold, please contact the Office of Student Accounts at studentaccts@ramapo.edu. You may also find more information related to payment at ramapo.edu/student-accounts.

Alert Me Now Hold

- To lift an **Alert Me Now hold**, you must sign up for Alert Me Now, Ramapo's emergency notification service. Please follow the steps at the following link:

<https://web.ramapo.edu/emergency/alert-me-now/>

Wellness Hold

- To lift a **Wellness hold**, you must complete the Wellness modules assigned to you over the summer. If you cannot access these modules for any reason, please contact the Counseling Center at (201) 684-7522 for more information.

Academic Advisement Hold

- To lift an **advisement hold**, you must meet your academic advisor. You can find your advisor by doing the following:
 - ◆ <https://web.ramapo.edu> > Connect > Left Corner Drop Down > My Success Network
 - ◆ Under “My Success Network” it will tell you who your Center for Student Success or Faculty Academic Advisor is.

Questions?

If you still have questions about holds, you can email success@ramapo.edu for assistance. We are happy to help you!

