


RCNJ

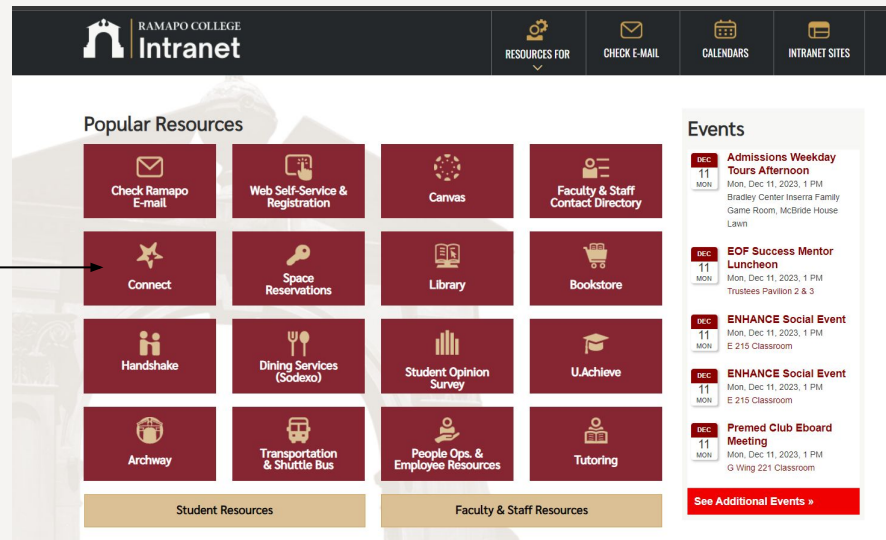
How do I find my designated advisor and their contact info in Connect?

Center for Student Success



Intranet

- First you go to our Intranet Page, ***web.ramapo.edu***.
 - You then click the Connect Button
 - You will then log in using your Ramapo username and password



RAMAPO COLLEGE
Intranet

RESOURCES FOR | CHECK E-MAIL | CALENDARS | INTRANET SITES

Popular Resources

Check Ramapo E-mail	Web Self-Service & Registration	Canvas	Faculty & Staff Contact Directory
Connect	Space Reservations	Library	Bookstore
Handshake	Dining Services (Sodexo)	Student Opinion Survey	U.Achieve
Archway	Transportation & Shuttle Bus	People Ops. & Employee Resources	Tutoring

Student Resources | Faculty & Staff Resources

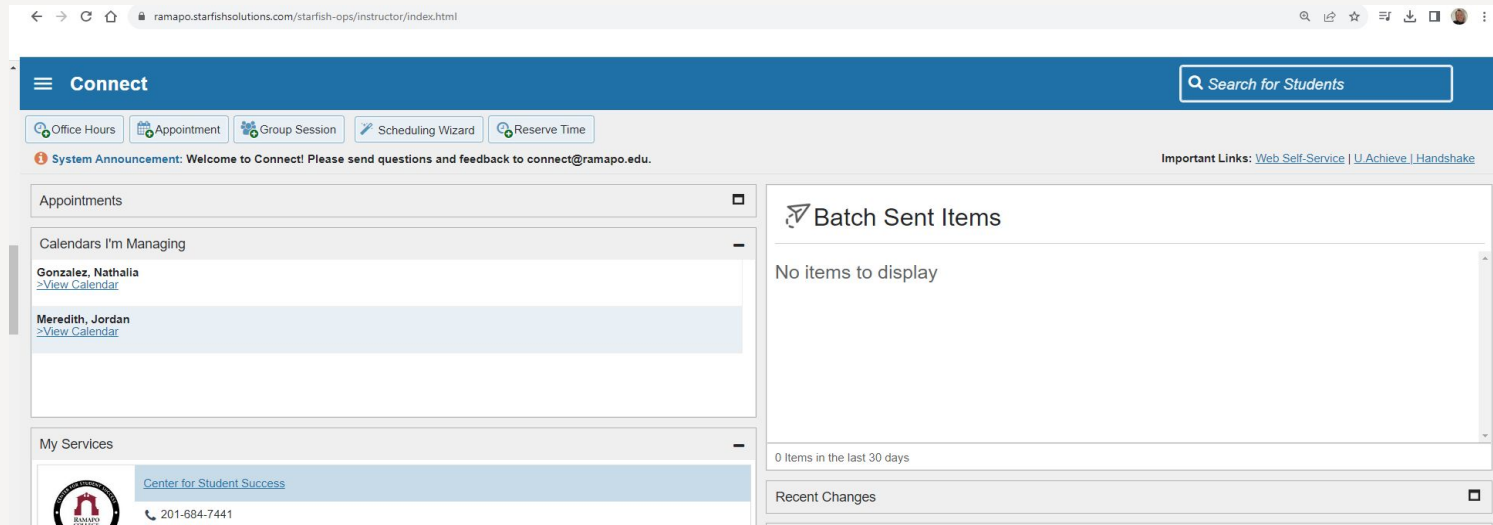
Events

- DEC 11 MON** Admissions Weekday Tours Afternoon
Mon, Dec 11, 2023, 1 PM
Bradley Center Interra Family Game Room, McBride House Lawn
- DEC 11 MON** EOF Success Mentor Luncheon
Mon, Dec 11, 2023, 1 PM
Trustees Pavilion 2 & 3
- DEC 11 MON** ENHANCE Social Event
Mon, Dec 11, 2023, 1 PM
E 215 Classroom
- DEC 11 MON** ENHANCE Social Event
Mon, Dec 11, 2023, 1 PM
E 215 Classroom
- DEC 11 MON** Premed Club Eboard Meeting
Mon, Dec 11, 2023, 1 PM
G Wing 221 Classroom

[See Additional Events »](#)

Connect Home Page

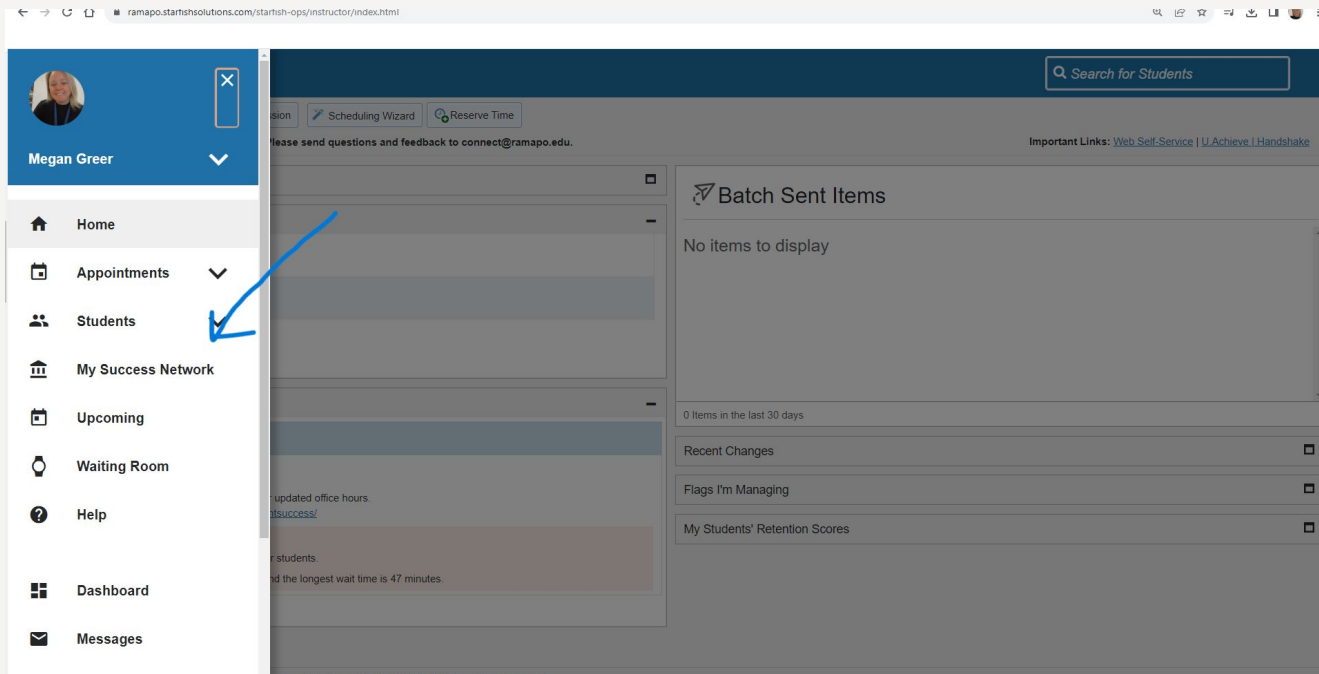
- Once you have signed in you will see this Connect homepage
- You will then need to click the three dash lines at the top left of the screen



The screenshot shows the Connect Home Page interface. At the top, there is a blue navigation bar with the "Connect" logo and a search bar labeled "Search for Students". Below the navigation bar, there are several utility buttons: "Office Hours", "Appointment", "Group Session", "Scheduling Wizard", and "Reserve Time". A system announcement banner reads: "System Announcement: Welcome to Connect! Please send questions and feedback to connect@ramapo.edu." To the right of the announcement, there are "Important Links" for "Web Self-Service", "U.Achieve", and "Handshake". The main content area is divided into three sections: "Appointments" (with a collapse icon), "Calendars I'm Managing" (listing "Gonzalez, Nathalia" and "Meredith, Jordan" with "View Calendar" links), and "My Services" (listing "Center for Student Success" with a phone number "201-684-7441"). On the right side, there is a "Batch Sent Items" section with a collapse icon and the text "No items to display". Below this, it says "0 Items in the last 30 days" and "Recent Changes" with a collapse icon.

Your Success Network

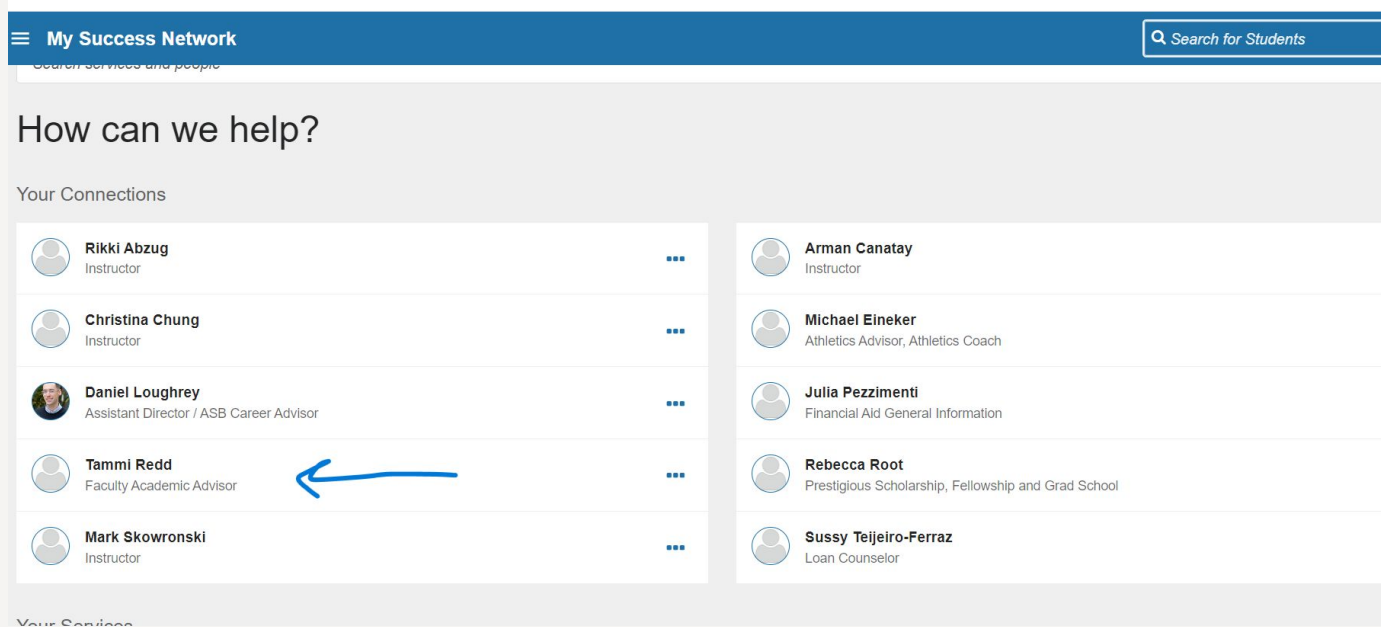
- After that you will click where it says “My Success Network”













The screenshot shows a web browser window displaying the Ramapo College Success Network interface. The browser address bar shows the URL: `ramapo.starfishsolutions.com/starfish-ops/instructor/index.html`. The interface features a dark blue header with a search bar labeled "Search for Students" and navigation links for "Scheduling Wizard" and "Reserve Time". Below the header, there is a blue sidebar menu for user "Megan Greer" with a dropdown arrow. The menu items are: Home, Appointments (with a dropdown arrow), Students (highlighted with a blue arrow), My Success Network, Upcoming, Waiting Room, Help, Dashboard, and Messages. The main content area is titled "Batch Sent Items" and displays "No items to display". Below this, there are sections for "0 Items in the last 30 days", "Recent Changes", "Flags I'm Managing", and "My Students' Retention Scores".

Your Success Network

- Once you click on “My Success Network”, your academic or faculty advisor will appear.



The screenshot shows the "My Success Network" interface. At the top, there is a blue header with a hamburger menu icon, the text "My Success Network", and a search bar labeled "Search for Students". Below the header, the text "Search services and people" is visible. The main content area starts with the question "How can we help?". Underneath, there is a section titled "Your Connections" which displays a list of user profiles in two columns. Each profile includes a circular profile picture, the user's name, their role, and a three-dot menu icon to the right. A blue arrow points to the profile of Tammi Redd, who is listed as a "Faculty Academic Advisor".

Your Connections	
 Rikki Abzug Instructor	...
 Christina Chung Instructor	...
 Daniel Loughrey Assistant Director / ASB Career Advisor	...
 Tammi Redd Faculty Academic Advisor	...
 Mark Skowronski Instructor	...
 Arman Canatay Instructor	...
 Michael Eineker Athletics Advisor, Athletics Coach	...
 Julia Pezzimenti Financial Aid General Information	...
 Rebecca Root Prestigious Scholarship, Fellowship and Grad School	...
 Sussy Teijeiro-Ferraz Loan Counselor	...

Your Success Network

- If available, you can click the link and schedule a meeting with them using Connect.
- Note that there are other people in your Success Network as well, who are also available to support you in your career here.
 - This may include Career Services, Residence Life, Community Affairs and representatives from other offices. You will also find their contact information in your Success Network.

Questions?

If you still have questions about how to find your academic or faculty advisor you can email success@ramapo.edu for assistance. We are happy to help you!

