


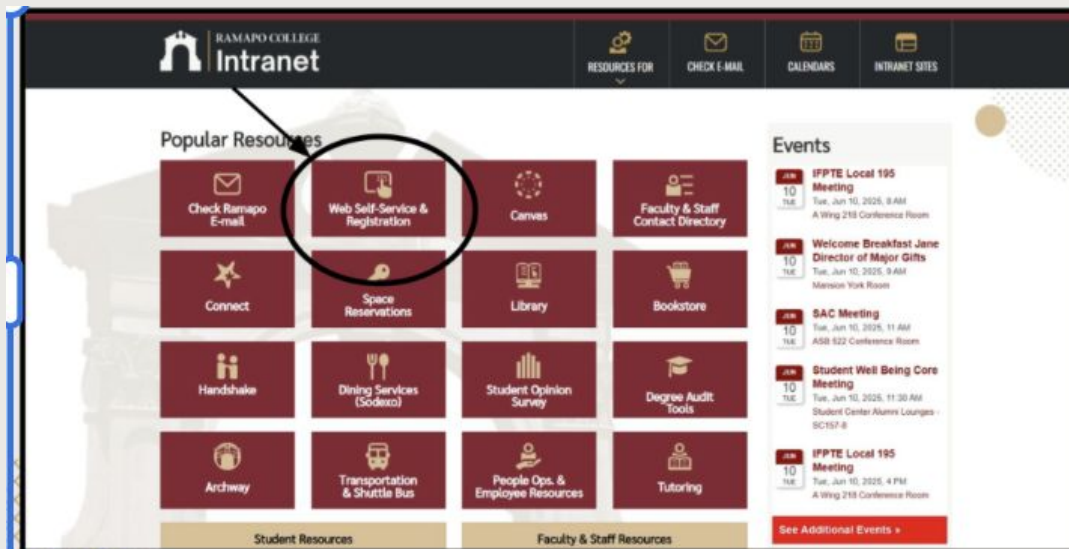
# How to Register for Courses

Note: You can register for courses using the “Find classes” feature or by course registration numbers (CRNs).



# Log in to Web Self-Service

- Go to **web.ramapo.edu**
- Click on **Web Self-Service**
- Sign in with your username and password

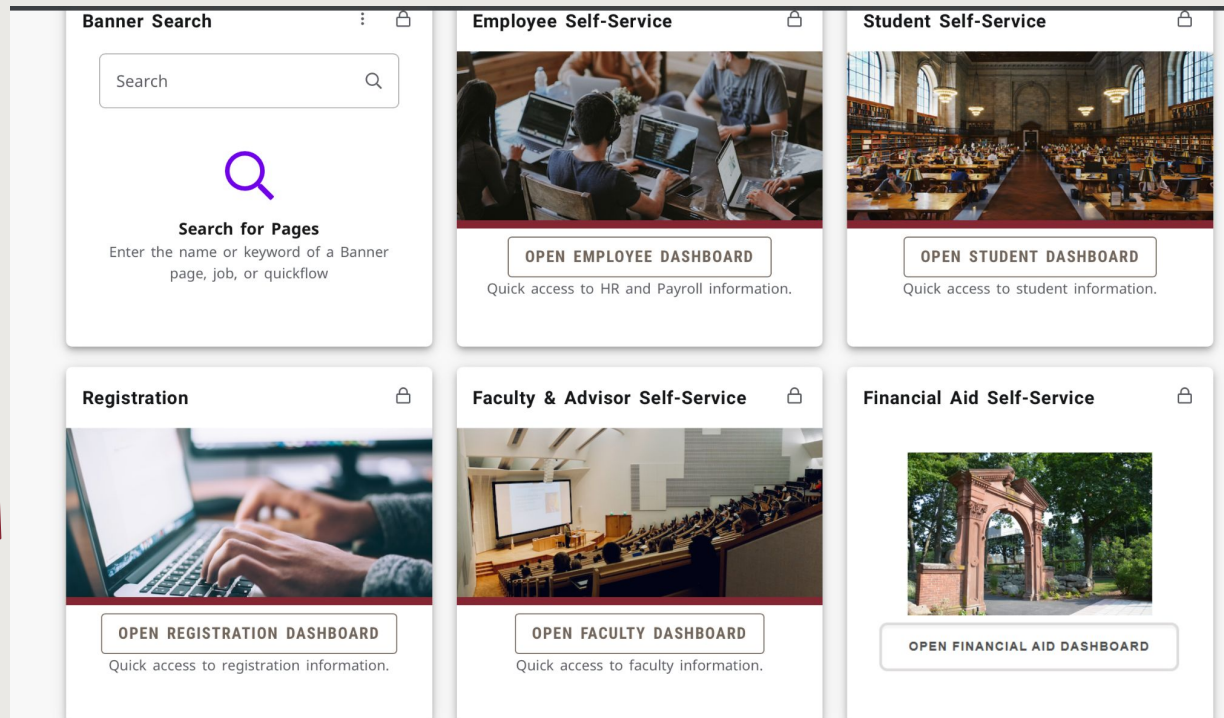


## SIGN IN

  
  
 Remember me on this computer

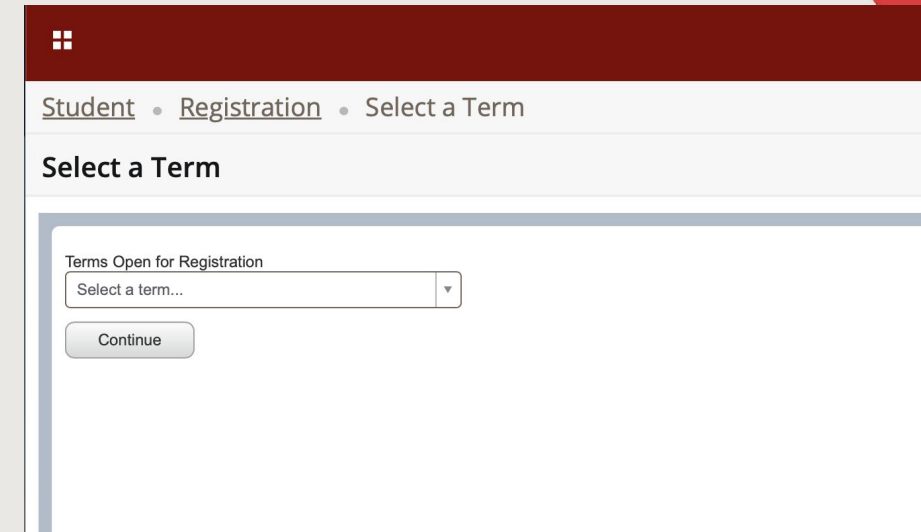
# Using Experience Platform

→ After signing in, scroll to **Registration** and click ‘**Open Registration Dashboard**’



# Access Register for Classes

- Click on **Register for Classes**
- Select appropriate **term**



Student • [Registration](#) • Select a Term

### Select a Term

Terms Open for Registration

Select a term...

[Continue](#)

## What would you like to do?



### [Prepare for Registration](#)

View registration status, update student term data, and complete pre-registration requirements.



### [Browse Classes](#)

Looking for classes? In this section you can browse classes you find interesting.



### [Browse Course Catalog](#)

Look up basic course information like subject, course and description.



### [Register for Classes](#)

Search and register for your classes. You can also view and manage your schedule.



### [View Registration Information](#)

View your past schedules and your ungraded classes.

# Find Classes

→ Search for classes to register for by **subject, course number, keyword**, or use **Advanced Search**

Find Classes   Enter CRNs   Schedule and Options

**Enter Your Search Criteria** ⓘ

Term: Spring 2023

Subject  You can add another

Course Number

Keyword

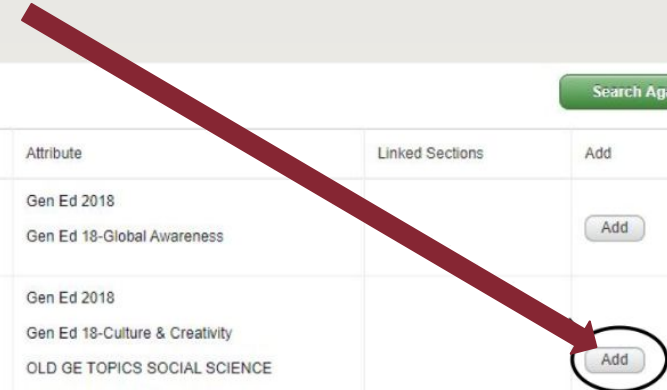
[Clear](#)   [▶ Advanced Search](#)

# Select Classes

→ Click **Add** on the right side of the screen next to the class section you want to register for


Search Results — 4 Classes  
Term: Spring 2023 Subject: Anthropology Search Again

Title	Subject Description	Course No	Section	Hours	CRN	Term	Instructor	Meeting Times	Campus	Status	Attribute	Linked Sections	Add
<a href="#">INTRO TO ANTHROPOLOGY</a> Lecture	Anthropology	102	01	4	20245	Spring...	<a href="#">Doerr, Nerique</a> (Primary)	S M T W T F S 03:40 PM - 05:20 PM Type: Class	Main	35 of 35 seats re...	Gen Ed 2018 Gen Ed 18-Global Awareness		Add
<a href="#">RELIGION/CROSS CULTUR...</a> Lecture	Anthropology	235	01	4	20863	Spring...	<a href="#">Koenig, Sarah</a> (Primary)	S M T W T F S 06:05 PM - 09:35 PM Type: Class	Main	35 of 35 seats re...	Gen Ed 2018 Gen Ed 18-Culture & Creativity OLD GE TOPICS SOCIAL SCIENCE MJ-INTL-Global Issues Conc		Add
<a href="#">URBAN ANTHROPOLOGY</a> Lecture	Anthropology	238	02	4	20762	Spring...	<a href="#">Castellanos, Erick</a> (Prima...	S M T W T F S 02:15 PM - 03:55 PM Type: Class	Main	35 of 35 seats re...	MJ-Amer-Race & Ethnicity MJ-AMER-Multicultural Studies Gen Ed 18-Values and Ethics OLD GE-INTERCULT NORTH AMERICA		Add
<a href="#">MEDICAL ANTHROPOLOGY</a> Lecture	Anthropology	307	01	4	21894	Spring...	<a href="#">Qashu, Lim Nadine</a> (Prim...	S M T W T F S 08:00 AM - 11:30 AM Type: Class	Main	30 of 30 seats re...	OLD GE-INTERCULT NORTH AMERICA TS-Sch Core- SCP Category		Add



# Register for Classes

- Classes pending registration will appear under Summary
- To register, click **Submit** in bottom right corner

Summary						<a href="#">Tuition and Fees</a>
Title	Details	Hours	CRN	Schedule Type	Status	Action 
<u>URBAN ANTHROPOLOGY</u>	ANTH 238, 02	4	20762	Lecture	Pending	Web Registered <input type="button" value="v"/>
<u>MEDICAL ANTHROPOLOGY</u>	ANTH 307, 01	4	21894	Lecture	Pending	Web Registered <input type="button" value="v"/>
<u>RELIGION: CROSS CULTUR...</u>	ANTH 235, 01	4	20863	Lecture	Pending	Web Registered <input type="button" value="v"/>

Total Hours | Registered: 0 | Billing: 0 | CEU: 0 | Min: 0 | Max: 0

# Register with CRNs

→ You can also register for Number– a unique 5 digit identifier assigned to a class for registration purposes

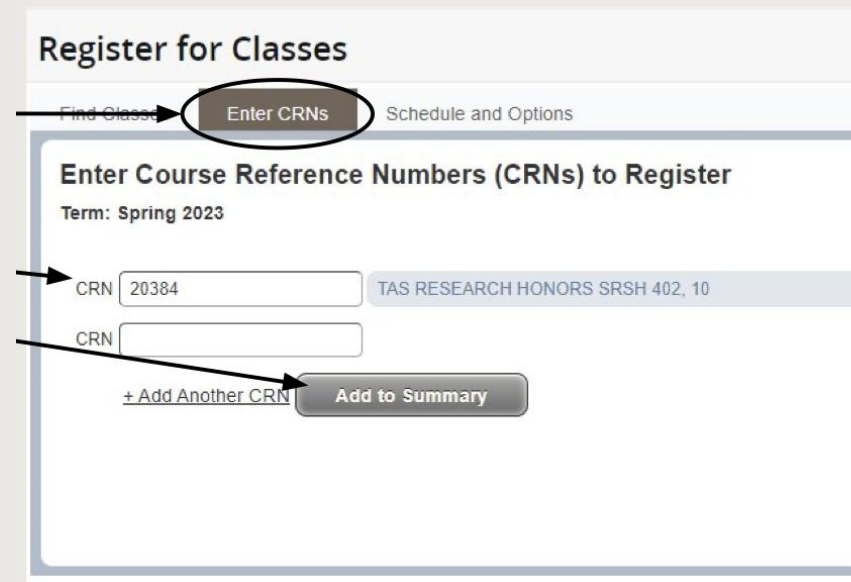
◆ Note: CRNs are different from course codes. Course codes consist of a department abbreviation and course number (ie. ECON 101), while a CRN consists only of numbers

→ Click **Enter CRNs** tab

→ Input CRNs

→ Click **Add to Summary**

→ Click **Submit** to register

A screenshot of the "Register for Classes" web interface. At the top, there are three tabs: "Find Class", "Enter CRNs" (which is circled in red), and "Schedule and Options". Below the tabs, the page title is "Enter Course Reference Numbers (CRNs) to Register" and the term is "Spring 2023". There are two input fields for CRNs. The first field contains "20384" and is associated with the course "TAS RESEARCH HONORS SRSH 402, 10". The second field is empty. Below the input fields, there is a link "+ Add Another CRN" and a grey button labeled "Add to Summary".