


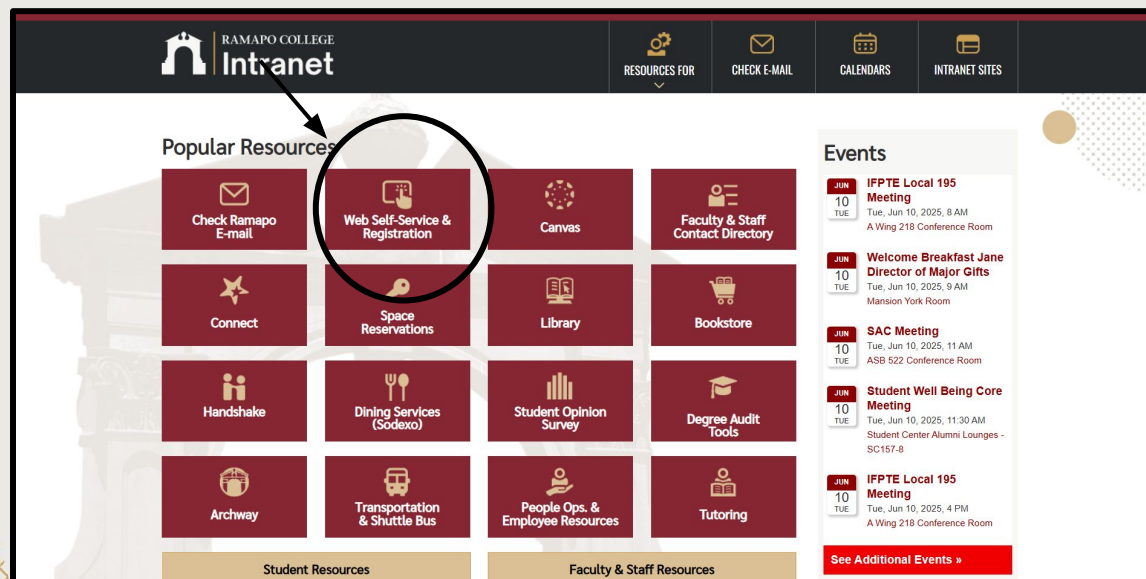
How to Provide a Registration Override in Web Self-Service

Center for Student Success



Log in to Web Self-Service

- Go to web.ramapo.edu
- Click on Web Self-Service
- Sign in with your username and password





SIGN IN

 Remember me on this computer

Using Experience Platform


- After signing in, scroll to Student Self Service and click 'Open Faculty Dashboard'
- Then click 'Registration Overrides'

Faculty & Advisor Self-Service 



OPEN FACULTY DASHBOARD
Quick access to faculty information.

Faculty Services


 Hello Greer Megan,
Welcome to Banner Faculty Self-Service, your central hub for managing essential academic tasks quickly and securely. From this page, you can access key faculty tools available to you based on your institutional role, including:

- Grade Entry
- Student Search
- Faculty Assignments
- Registration Overrides
- No Show/Roster Confirmation
- UAchieve-Students graduating Spring/Summer 2026
- DegreeWorks-Continuing students
- Remove Holds

Additional faculty resources and functions are available through the Banner menu in the top-left header or by using the keyboard shortcut **Alt + M**. If you have questions or need assistance, please contact the Registrar's Office via email.

Registration Overrides

- You will first put in the term you want to grant the override in
- Then you will either need to put the student's R Number or First and Last Name

 Enter the ID of the Student or Advisee you want to process or enter partial names, student search type or a combination of both. Then select Submit.

Term

Student or Advisee ID

OR

Last Name

First Name

Search Type Students Advisee Both

Provide Override

- Select appropriate override (e.g. prerequisite, capacity, etc)
- Select appropriate course
- Click Add Override if providing more than one override
- Submit

Registration Overrides

Override	Course	
<input type="text" value="Select"/>	<input type="text" value="Select"/>	+ Add Override
<input type="submit" value="Submit"/>		

[← Back to ID Selection](#)