

Ramapo College of New Jersey



FAST FACTS - SPRING 2025

INSTITUTIONAL FACTS

Carnegie Classification

Ramapo College’s basic Carnegie Classification (M4/HR) is Master’s Medium Size, Four-Year, and Highly Residential.

Accreditation

- ◆ The Middle States Commission on Higher Education (MSCHE)
- ◆ The Association to Advance Collegiate Schools of Business-International (AACSB)
- ◆ The Accreditation Commission for Education in Nursing (ACEN)
- ◆ The Council on Social Work Education (CSWE)
- ◆ The Council for the Accreditation of Educator Preparation (CAEP)
- ◆ The American Chemical Society (ACS) Note: ACS approves programs & does not provide accreditation.

Programs of Study

Ramapo offers 44 undergraduate degree-majors, 8 joint- BS-graduate level programs in the medical professions, 2 joint BS programs in the pre-medical/pre-health fields, 11 graduate degree programs, a Doctoral in Nursing Practice, programs leading to certification in Teacher Education, and 1 post-master’s certificate.

Schools

- ◆ Anisfield School of Business (ASB)
- ◆ School of Contemporary Arts (CA)
- ◆ School of Humanities and Global Studies (HGS)
- ◆ School of Social Science and Human Services (SSHS)
- ◆ School of Theoretical and Applied Science (TAS)

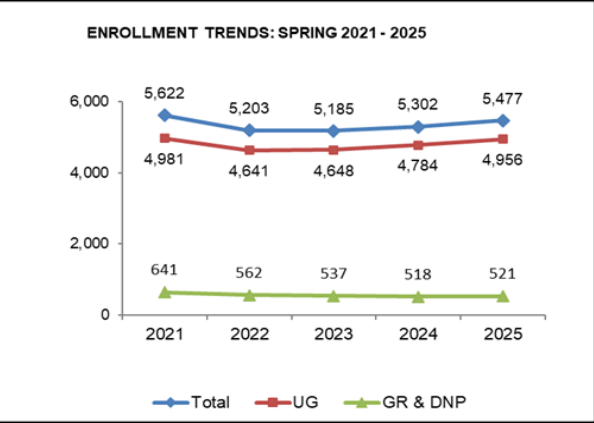


ACCOLADES: 2024-2025

- U.S. News & World Report ranked Ramapo among the top institutions in its *Best Colleges* 2023-2024 edition. Ramapo also ranked in the categories for "Top Value School," "Top Performers on Social Mobility," "Best Undergraduate Teaching," "Best Colleges for Veteran Students," and "Nursing, Business, and Psychology."
- Niche.com ranked Ramapo as #1 among all public and private colleges and universities in New Jersey for the 7th year in a row in its *2025 Best College Dorms in America*. Nationally, Ramapo maintained its ranking in the top 1%, moving up to #13 out of 1,353 institutions.
- Forbes named Ramapo as one of *America’s Best Colleges* for 2023, including a top 10 ranking for public medium-sized schools.
- The 2024-2025 Military Friendly Schools gave Ramapo the gold award as a “military friendly school.” Of the more than 12,000 VA-approved schools nationwide, only the top 15% were recognized as military friendly.
- College Choice ranked Ramapo among the top of the *20 Best Colleges in New Jersey* following Princeton University and Stevens Institute of Technology. Additionally, Ramapo was ranked #1 among the nine public institutions in NJ in 2023.
- Washington Monthly also ranked Ramapo College #19 nationally for Women in STEM in Mathematics in 2024.
- CollegesofDistinction.com featured Ramapo for excellence in student-focused higher education. Ramapo was found to excel in all four distinction categories measured in the nationwide 2024-2025 listing. The areas assessed include: student engagement, quality of teaching, vibrancy of the college community and success of graduates.

For a more comprehensive list of Ramapo’s rankings, please visit <https://www.ramapo.edu/about/>

OVERALL ENROLLMENT—SPRING 2025



Credit Hours and FTE by Career				
Career	Enrolled	Hour	FTE	
Undergraduate	71,589		4,474	
Graduate	4,409		368	
Doctorate	63		5	
Total	76,061		4,847	
Headcount by Career and Attendance				
Career	Full-time	Part-time	Total	
Undergraduate	4,270	686	4,956	
Graduate	207	301	508	
Doctorate	0	13	13	
Total	4,477	1,000	5,477	
Top Majors / Programs, Spring 2024				
Undergraduate		Graduate		
Nursing	11.6%	Social Work	32.4%	
Biology	8.3%	Special Education	17.5%	
Psychology	6.8%	Nursing	13.8%	
Elementary Education	5.2%	Business Administration	13.1%	
Finance	5.0%	Accounting	9.8%	
Social Science	5.0%	Educational Leadership	2.7%	
Demographics of Enrolled Students				
Spring 2025	UG	GR	DR	Overall
Total Headcount	4,956	508	13	5,477
Median Age	21.0	26.0	40.0	-
Female	58.9%	70.1%	84.6%	60.0%
Male	41.1%	29.9%	15.4%	40.0%
State of Origin				
New Jersey State of Origin	93.6%	90.9%	76.9%	93.3%
Other State of Origin	5.5%	8.9%	15.4%	5.9%
Foreign Country Origin	0.7%	0.2%	0.0%	0.7%
Unknown	0.1%	0.0%	7.7%	0.1%
Race / Ethnicity				
American Indian / Native Alaskan	0.3%	0.2%	0.0%	0.3%
Asian	9.5%	6.9%	15.4%	9.3%
Black	6.2%	8.7%	23.1%	6.4%
Hispanic or Latino/a, any race	26.1%	19.9%	15.4%	25.5%
White	52.2%	62.6%	46.2%	53.1%
Non-Resident Aliens	0.7%	0.2%	0.0%	0.7%
Unknown	4.9%	1.6%	0.0%	4.6%



Spring 2025

PRESIDENT’S MISSION ELEMENT TEAM

Cindy R. Jebb, Ph.D.
President

Michael Middleton, Ph.D.
Provost / Vice President
for Teaching, Learning, and Growth
Teaching & Learning Core

Virginia Galdieri, M.B.A.
Vice President for
People Operations & Employee Resources
Operational Integrating Core

Colleen O’ Keefe, C.P.A.
Chief Financial Officer /
Vice President for Fiscal Health
Fiscal Health Core

Nicole Morgan Agard, Esq.
Chief Diversity Officer / Vice President
for Equity, Diversity, Inclusion, and Compliance
Executive Core

Christopher Romano, Ed.D.
Vice President for Strategic Enrollment, Outreach
& Engagement / Executive Director of the RCNJ Foundation
Outreach & Engagement Core

Melissa Van Der Wall, MPA
Dean of Students / Vice President for Student Well-being
Student Well-Being Core

Brittany Williams-Goldstein, Ed.D.
Chief of Staff & Liaison to the Board of Trustees / Vice President for
Policy, Research & Governance / College Spokesperson
Executive Core

Michael Yankovich, Ph.D.
Vice President for Operational
& Administrative Integration
Operational Integration Core

OFFICE OF INSTITUTIONAL RESEARCH

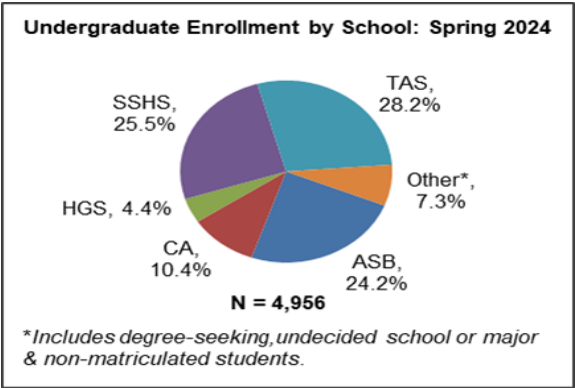
Gurvinder Khaneja, Director
Deyu Xu, Database Programmer
Alexa Chucala, Research Analyst
Taulant Asani, Research Specialist
Bibhuti Ghimire, Student Assistant
Divas KC, Student Assistant

Ramapo College of New Jersey
505 Ramapo Valley Road
Mahwah, NJ 07430
www.ramapo.edu

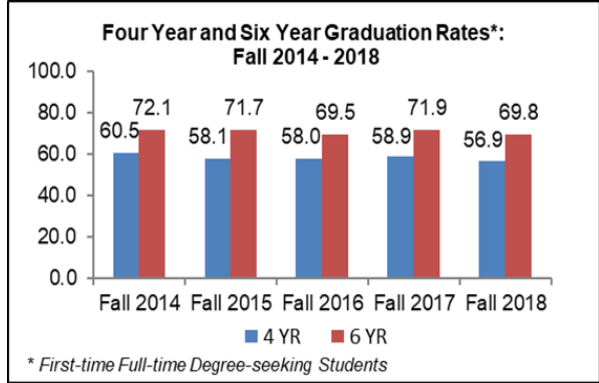
Fast Facts webpage:
<https://www.ramapo.edu/ir/data-reports/>



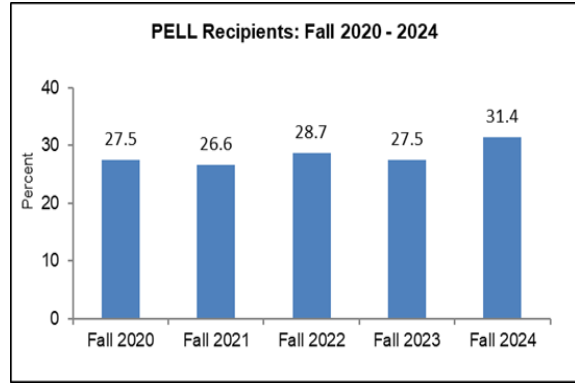
ENROLLMENT—SPRING 2025 continued)



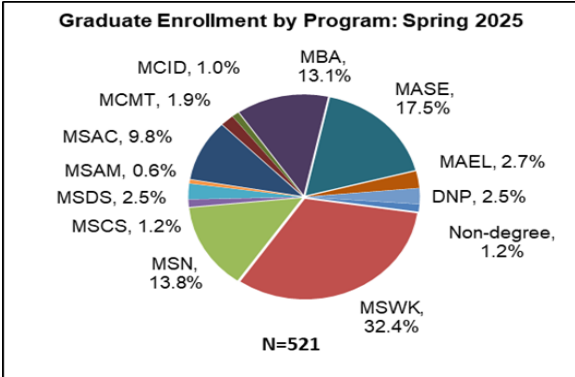
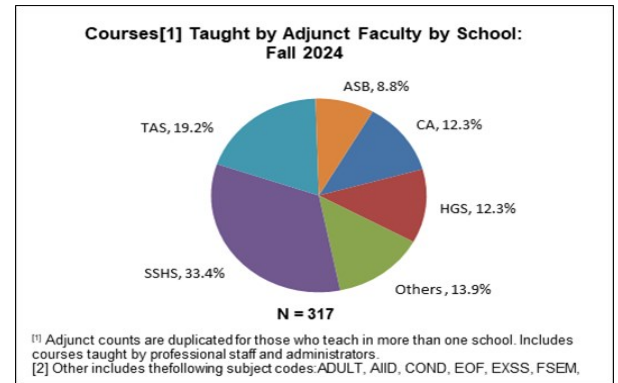
STUDENT OUTCOMES



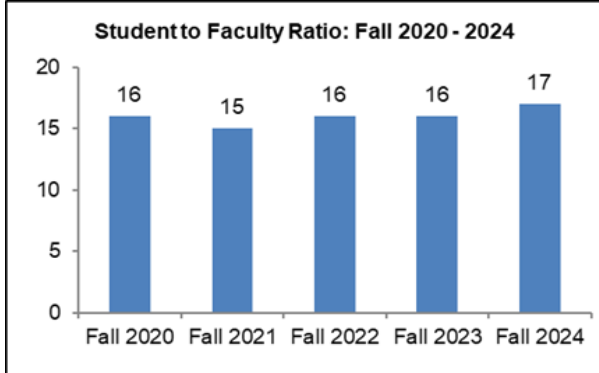
FINANCIAL AID



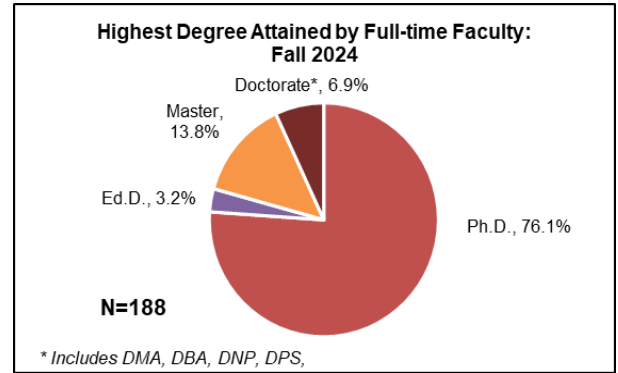
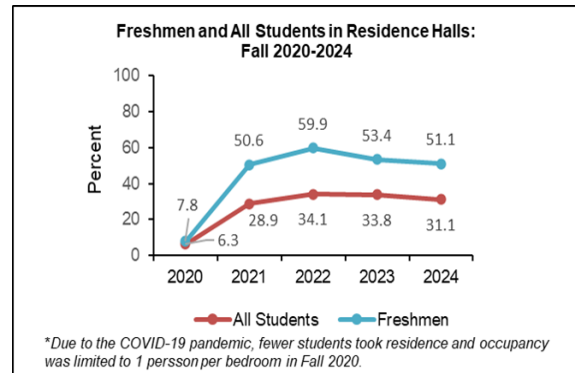
EMPLOYEES—FALL 2024 (CONTINUED)



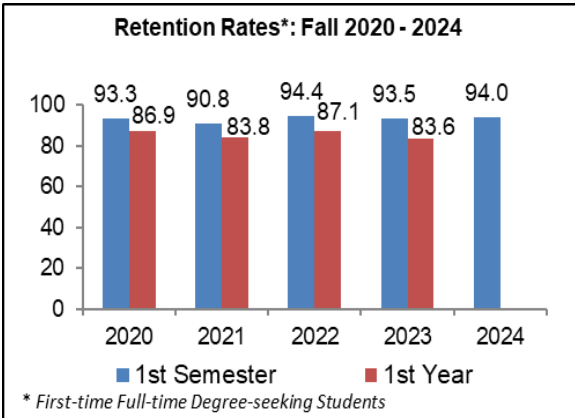
STUDENT FACULTY RATIO



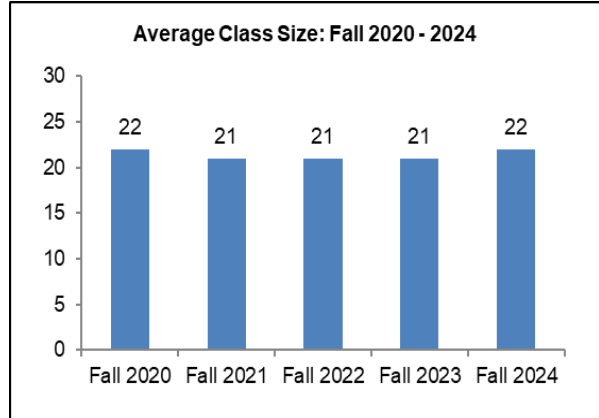
STUDENTS IN RESIDENCE HALLS



STUDENT OUTCOMES



AVERAGE CLASS SIZE



EMPLOYEES—FALL 2024

