

Ramapo College of New Jersey



FAST FACTS - SPRING 2024

INSTITUTIONAL FACTS

Carnegie Classification

Ramapo College's basic Carnegie Classification is Master's Large Size, Four-Year, and Highly Residential.

Accreditation

- ◆ The Middle States Commission on Higher Education (MSCHE)
- ◆ The Association to Advance Collegiate Schools of Business-International (AACSB)
- ◆ The Accreditation Commission for Education in Nursing (ACEN)
- ◆ The Council on Social Work Education (CSWE)
- ◆ The Council for the Accreditation of Educator Preparation (CAEP)
- ◆ The American Chemical Society (ACS) Note: ACS approves programs & does not provide accreditation.

Programs of Study

Ramapo offers 43 undergraduate majors, 8 joint- BS-graduate level programs in the medical professions, 2 joint BS programs in the pre-medical/pre-health fields, 11 graduate degree programs, a Doctoral in Nursing Practice, programs leading to certification in Teacher Education, and 1 post-master's certificate.

Schools

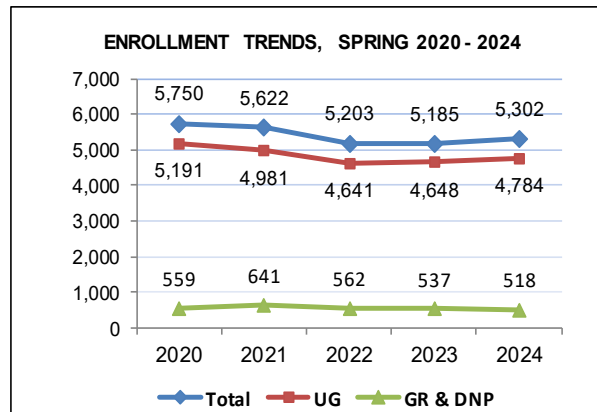
- ◆ Anisfield School of Business (ASB)
- ◆ School of Contemporary Arts (CA)
- ◆ School of Humanities and Global Studies (HGS)
- ◆ School of Social Science and Human Services (SSHS)
- ◆ School of Theoretical and Applied Science (TAS)

ACCOLADES: 2023-2024

- ◆ **U.S. News & World Report** ranked Ramapo among the top institutions in its *Best Colleges 2023-2024* edition. Ramapo also ranked in the categories for "Top Value School," "Top Performers on Social Mobility," "Best Undergraduate Teaching," "Best Colleges for Veteran Students," and "Nursing, Business, and Psychology."
- ◆ **Niche.com** ranked Ramapo as #1 among all public and private colleges and universities in New Jersey for the 6th year in a row in its *2023 Best College Dorms in America*. Ramapo was also ranked among the top 2 percent in the nation.
- ◆ **Forbes** named Ramapo as one of *America's Best Colleges for 2023*, including a top 10 ranking for public medium-sized schools.
- ◆ **The 2023-2024 Military Friendly Schools** gave Ramapo the gold award as a "military friendly school." Of the more than 12,000 VA-approved schools nationwide, only the top 15% were recognized as military friendly.
- ◆ **College Choice** ranked Ramapo among the top of the *20 Best Colleges in New Jersey* following Princeton University and Stevens Institute of Technology. Additionally, Ramapo was ranked #1 among the nine public institutions in NJ in 2023.
- ◆ **College Consensus's 2022 Best Colleges in New Jersey** ranked Ramapo as one of the top among all colleges and
- ◆ **CollegesofDistinction.com** featured Ramapo for excellence in student-focused higher education. Ramapo was found to excel in all four distinction categories measured in the nationwide 2023-2024 listing. The areas assessed include: student engagement, quality of teaching, vibrancy of the college community and success of graduates.

For a more comprehensive list of Ramapo's rankings, please visit <https://www.ramapo.edu/about/>

OVERALL ENROLLMENT, SPRING 2024



Credit Hours and FTE by Career				
Career	Enrolled Hours	FTE		
Undergraduate	69,275	4,330		
Graduate	4,229	352		
Doctorate	63	5		
Total	73,567	4,687		
Headcount by Career and Attendance				
Career	Full-time	Part-time	Total	
Undergraduate	4,156	628	4,784	
Graduate	196	309	505	
Doctorate	0	13	13	
Total	4,352	950	5,302	
Top Majors / Programs, Spring 2024				
	Undergraduate	Graduate		
Nursing	11.0%	Social Work	30.3%	
Biology	7.3%	Special Education	15.6%	
Psychology	6.3%	Nursing	15.3%	
Marketing	5.5%	Business Administration	12.5%	
Elementary Education	5.4%	Accounting	8.5%	
Management	5.4%	Contemporary Instructional Design	6.6%	
Demographics of Enrolled Students				
Spring 2024	UG	GR	DR	Overall
Total Headcount	4,784	505	13	5,302
Median Age	21.0	28.0	43.0	22.0
Female	57.8%	70.7%	92.3%	59.1%
Male	42.2%	29.3%	7.7%	40.9%
State of Origin				
New Jersey State of Origin				
Origin	93.6%	92.7%	84.6%	93.5%
Other State of Origin	5.4%	6.7%	15.4%	5.5%
Foreign Country Origin	0.9%	0.6%	0.0%	0.9%
Unknown	0.1%	0.0%	0.0%	0.0%
Race / Ethnicity				
American Indian /				
Native Alaskan	0.4%	0.2%	0.0%	0.4%
Asian	10.1%	4.8%	23.1%	9.6%
Black	6.1%	8.5%	23.1%	6.4%
Hispanic or Latino/a,	24.3%	18.4%	0.0%	23.7%
White	55.5%	65.9%	53.8%	56.5%
Non-Resident Aliens	0.9%	0.6%	0.0%	0.9%
Unknown	2.7%	1.6%	0.0%	2.6%

Spring 2024

PRESIDENT'S MISSION ELEMENT TEAM

Cindy R. Jebb, Ph.D.
President

Michael Middleton, Ph.D.
Vice President
for Teaching, Learning, and Growth
Teaching & Learning Core

Virginia Galdieri, MBA
Vice President for
People Operations & Employee Resources
Operational Integration Core

Colleen O' Keefe, C.P.A.
Chief Financial Officer /
Vice President for Fiscal Health
Fiscal Health Core

Nicole Morgan Agard, Esq.
Chief Diversity Officer / Vice President
for Equity, Diversity, Inclusion, and Compliance
Executive Core

Christopher Romano, Ed.D.
Vice President for Strategic Enrollment, Outreach
& Engagement / Executive Director of the RCNJ Foundation
Outreach & Engagement Core

Melissa Van Der Wall, MPA
Dean of Students / Vice President for Student Well-being
Student Well-Being Core

Brittany Williams-Goldstein, Ed.D.
Chief of Staff / Vice President for
Policy, Research & Governance / College Spokesperson
Executive Core

Michael Yankovich, Ph.D.
Vice President for Operational
& Administrative Integration
Operational Integration Core

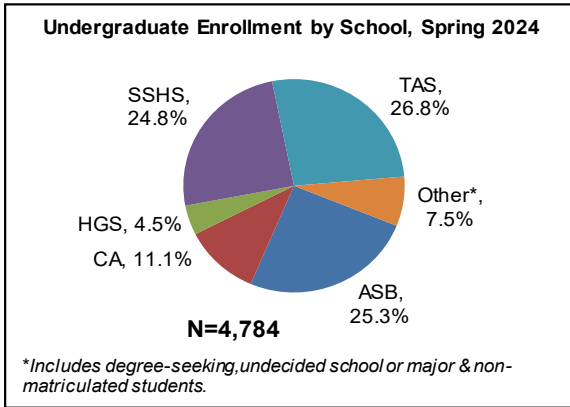
OFFICE OF INSTITUTIONAL RESEARCH

Gurvinder Khaneja, Director
Deyu Xu, Database Programmer
Alexa Chucala, Research Analyst
Bibhuti Ghimire, Work-study student

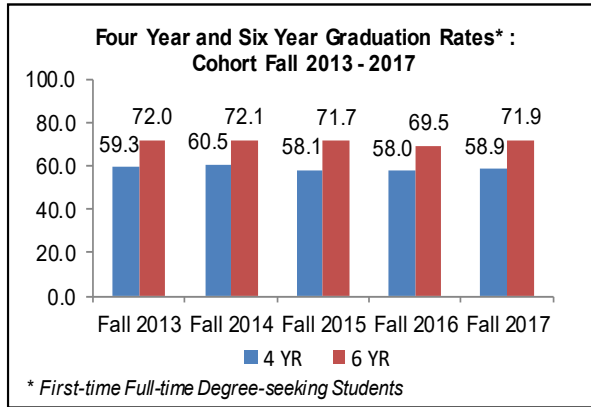
Ramapo College of New Jersey
505 Ramapo Valley Road
Mahwah, NJ 07430
www.ramapo.edu

Fast Facts webpage:
<https://www.ramapo.edu/ir/data-reports/fast-facts/>

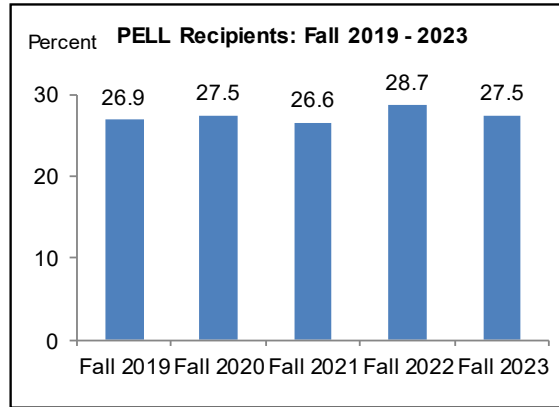
ENROLLMENT—SPRING 2024 (continued)



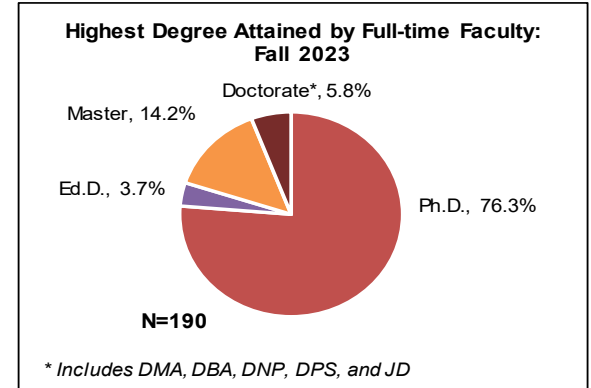
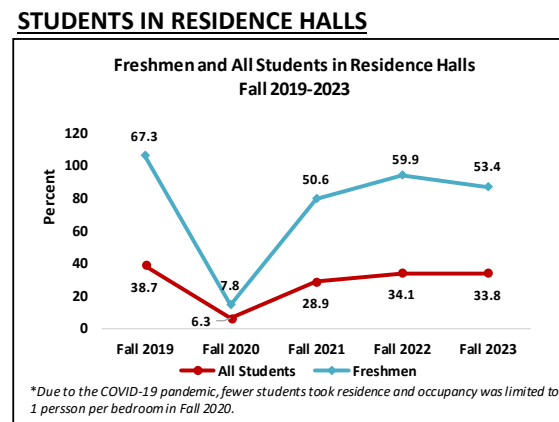
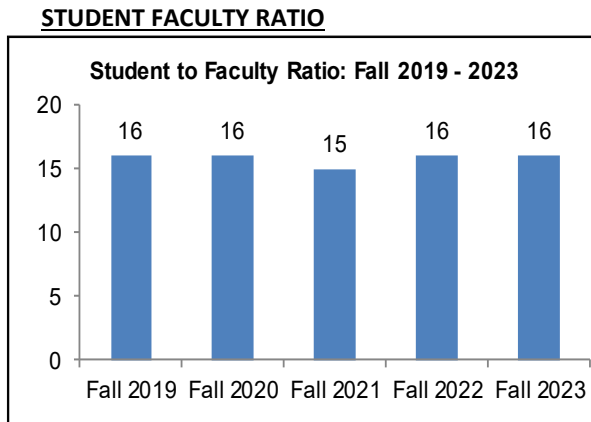
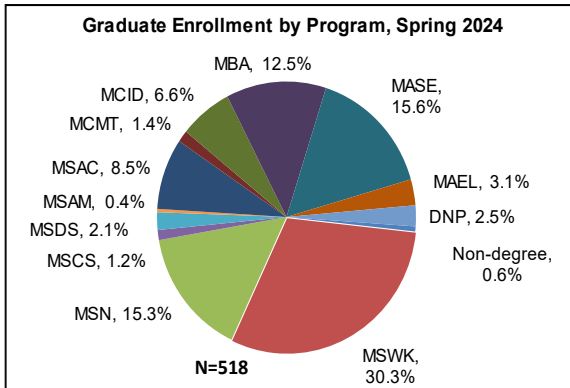
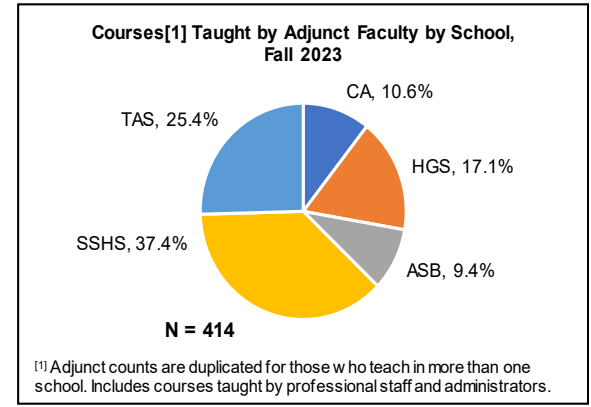
STUDENT OUTCOMES (continued)



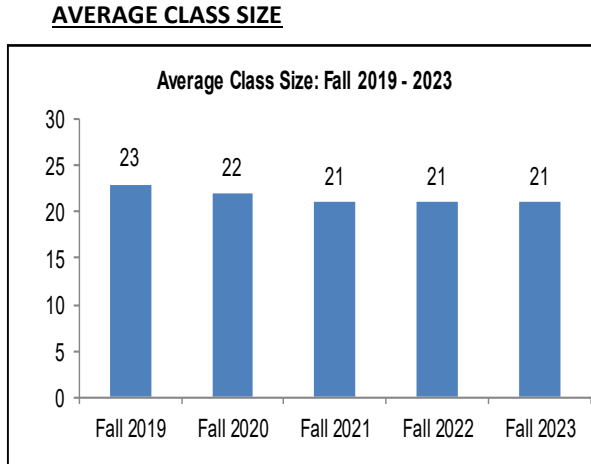
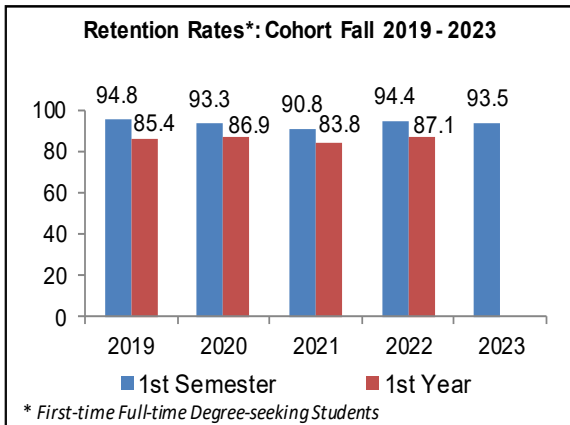
FINANCIAL AID



EMPLOYEES—FALL 2023 (CONTINUED)



STUDENT OUTCOMES



EMPLOYEES—FALL 2023

