

# RAMAPO COLLEGE 2022-2023 INTERESTING FACTS



## Carnegie Classification



Master's Colleges and Universities: Larger Programs



### First Generation

41.8% of New Students\*

\*Fall 2022 application data

### Pell Recipients

Approximately 1 in 4 New Students Received Pell Grants\*




\*(27.0%) based on Fall 2022 FAFSA applicants

### Minority Rate / % of Non-White Students


UG = 42.2%\*

GR = 31.1%\*



\*Fall 2022


### Undergraduate Residential Students



37.6%\*

\*Fall 2022

### Faculty/Student Ratio = 1:16\*



\*Fall 2022



Average class size = 21\*

\*Fall 2022

### One-Year Retention Rate



83.8%\*

\*Fall 2021 cohort

### Four-Year Graduation Rate



56.9%\*

\*Fall 2018 cohort

### Six-Year Graduation Rate



69.5%\*

\*Fall 2016 cohort