



## Ramapo College of New Jersey



### FAST FACTS - FALL 2022

#### INSTITUTIONAL FACTS

##### Carnegie Classification

Ramapo College's basic Carnegie Classification (M4/HR) is Master's Medium Size, Four-Year, and Highly Residential.

##### Accreditation

- ◆ The Middle States Commission on Higher Education (MSCHE)
- ◆ The Association to Advance Collegiate Schools of Business-International (AACSB)
- ◆ The Accreditation Commission for Education in Nursing (ACEN)
- ◆ The Council on Social Work Education (CSWE)
- ◆ The Council for the Accreditation of Educator Preparation (CAEP)
- ◆ The American Chemical Society (ACS) Note: ACS approves programs & does not provide accreditation.

##### Programs of Study

Ramapo offers 43 undergraduate degree-majors, 7 joint- BS-graduate level programs in the medical professions, 2 joint BS programs in the pre-medical/pre-health fields, 11 graduate degree programs, a Doctoral in Nursing Practice, programs leading to certification in Teacher Education, and 1 post-master's certificate.

##### Schools

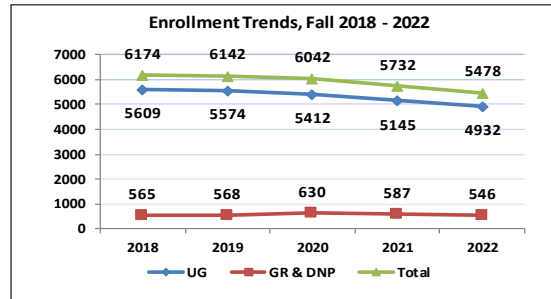
- ◆ Anisfield School of Business (ASB)
- ◆ School of Contemporary Arts (CA)
- ◆ School of Humanities and Global Studies (HGS)
- ◆ School of Social Science and Human Services (SSHS)
- ◆ School of Theoretical and Applied Science (TAS)

#### NOTEWORTHY ACCOLADES\* FOR AY 2021-22

- ◆ Ramapo College ranked among the Top 10 Public north regional universities by *2022 U.S. News & World Report Best Colleges*. Ramapo College was also listed as an Innovative School, and placed 10th for Best Colleges for Veteran Students.
- ◆ Ramapo College's residence halls were ranked #1 among all public and private colleges and universities in NJ by Niche.com's *2022 Best College Dorms in America*.
- ◆ Ramapo College is ranked one of the top "Best Value Colleges and Universities" in 2022 by *College Consensus*. Ramapo College was commended for providing an affordable and high-quality education with a strong return on investment.
- ◆ Ramapo College was honored by *Money* magazine on its 2022 Best College for Your Money rankings list.
- ◆ The M.S. in Data Science program at Ramapo College was nationally ranked a Top 30 master's degree program by *Fortune Magazine*, making it the #1 graduate data science program in NJ.
- ◆ Ramapo College offers one of the Top 20 MBA programs in NJ, as rated by *NJ Biz* for 2022.
- ◆ Ramapo College was designated a Gold "Military Friendly School," and a "Spouse Friendly School," in the 2022-2023 *Guide to Military Friendly® Schools*.

\*For a more comprehensive list, please visit <https://www.ramapo.edu/about>

#### OVERALL ENROLLMENT—FALL 2022



Credit Hours and FTE by Academic Level		
Academic Level	Enrolled Hours	FTE
Undergraduate	71,699	4,481
Graduate	4,557	380
Doctorate	69	6
<b>Total</b>	<b>76,325</b>	<b>4,867</b>

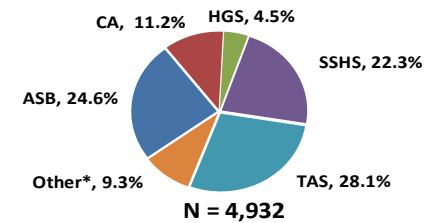
Headcount by Academic Level and Attendance			
Academic Level	Full-time	Part-time	Total
Undergraduate	4,316	616	4,932
Graduate	232	300	532
Doctorate	0	14	14
<b>Total</b>	<b>4,548</b>	<b>930</b>	<b>5,478</b>



Top Majors / Programs, Fall 2022			
Undergraduate		Master's	
Nursing	11.5%	Social Work	30.6%
Biology	7.8%	Nursing	13.6%
Psychology	6.3%	Special Education	11.7%
Management	5.4%	Business Administration	11.4%
Elementary education	5.3%	Accounting	9.2%
Communication Arts	5.3%	Contemporary Instructional Design	7.5%

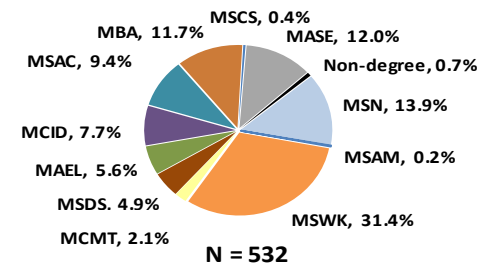
Demographics of Enrolled Students				
Fall 2022	UG	GR	DR	Overall
<b>Total Headcount</b>	<b>4,932</b>	<b>532</b>	<b>14</b>	<b>5,478</b>
Average Age (median)	20.0	27.0	43.0	21.0
Female students	58.4%	74.1%	78.6%	60.0%
Male students	41.6%	25.9%	21.4%	40.0%
NJ State of Origin	95.0%	91.0%	85.7%	94.5%
Other State of Origin	3.9%	7.7%	14.3%	4.3%
Foreign Country Origin	1.0%	1.3%	0.0%	1.1%
Unknown	0.1%	0.0%	0.0%	0.1%
American Indian / Native Alaskan	0.4%	0.4%	0.0%	0.4%
Asian	10.6%	6.8%	7.1%	10.2%
Black	5.9%	8.8%	7.1%	6.2%
Hispanic or Latino/a, any race	23.0%	14.3%	0.0%	22.1%
White	55.7%	66.5%	85.7%	56.8%
Non-Resident Aliens	1.0%	1.3%	0.0%	1.1%
Unknown	3.3%	1.9%	0.0%	3.2%

#### Undergraduate Enrollment by School



\*Non-Matric & Undeclared

#### Master's Enrollment by Program



#### PRESIDENT'S MISSION ELEMENT TEAM

**Cindy R. Jebb, Ph.D.**  
President

**Susan Gauden, Ph.D.**  
Interim Provost / Vice President  
for Teaching, Learning, and Growth Core

**Virginia Galdieri, MBA**  
Vice President for  
People Operations & Employee Resources Core

**Kirsten Loewrigkeit, C.P.A.**  
Chief Financial Officer /  
Vice President for Fiscal Health Core

**Nicole Morgan Agard, Esq.**  
Chief Diversity Officer / Vice President  
for Equity, Diversity, Inclusion, and Compliance  
Executive Core

**Christopher Romano, Ed.D.**  
Vice President for Strategic Enrollment, Outreach  
& Engagement / Executive Director of the RCNJ Foundation  
Outreach & Engagement Core

**Melissa Van Der Wall, MPA**  
Dean of Students / Vice President for Student Well-being  
Student Well-Being Core

**Brittany Williams-Goldstein, Ed.D.**  
Chief of Staff & Board Liaison / Vice President for  
Policy, Research & Governance / College Spokesperson  
Executive Core

**TBA**  
Vice President for Operational & Administrative Integration  
Operational Integration Core

#### OFFICE OF INSTITUTIONAL RESEARCH

**Gurvinder Khaneja**, Director  
**Deyu Xu**, Database Programmer  
**TBA**, Research Analyst  
**Laura Plessner**, Administrative Assistant

**Ramapo College of New Jersey**  
505 Ramapo Valley Road  
Mahwah, NJ 07430  
[www.ramapo.edu](http://www.ramapo.edu)



**NEW STUDENT ENROLLMENT - FALL 2022**

	Average SAT Scores		
	Reading and Writing	Math	Composite
All Admits (full-time)	607	598	1,205
Regular Admits (full-time)	609	602	1,211

	Demographics of New Students			
	New	Transfer	Graduate	Doctorate
Total Headcount	850	366	261	4
Average Age	18.0	21.0	24.0	41.0
Females	60.7%	50.8%	69.7%	100.0%
Males	39.3%	49.2%	30.3%	0.0%
NJ State of Origin	93.3%	91.0%	92.7%	75.0%
Other State of Origin	5.1%	8.5%	6.1%	25.0%
Foreign Country Origin	1.4%	0.5%	1.1%	0.0%
Unknown	0.2%	0.0%	0.0%	0.0%
American Indian / Native Alaskan	0.0%	1.4%	0.8%	0.0%
Asian	11.5%	9.3%	6.5%	0.0%
Black	5.8%	5.2%	6.1%	0.0%
Hispanic or Latino/a, any race	29.6%	24.0%	14.9%	0.0%
White	50.6%	56.3%	69.3%	100.0%
Non-Resident Aliens	1.4%	0.5%	1.1%	0.0%
Unknown	1.1%	3.3%	1.1%	0.0%

School	New Student Enrollment By School			
	New	Transfer	Graduate	Doctorate
ASB	21.2%	28.4%	23.4%	0.0%
CA	10.4%	13.4%	3.1%	0.0%
HGS	4.6%	3.8%	0.0%	0.0%
SSHS	15.6%	31.4%	64.0%	0.0%
TAS	38.9%	19.1%	9.6%	100.0%
Undecided	9.3%	3.8%	0.0%	0.0%



**NEW STUDENT ENROLLMENT (continued)**

	Popular Majors for New Students			
	Undergraduate		Graduate	
Nursing	17.9%	Social Work	31.4%	
Biology	10.1%	Special Education	19.9%	
Computer Science	5.4%	Accounting	12.3%	
Psychology	5.3%	Business Administration	11.1%	
Elementary Education	4.6%	Contemporary Instructional Design	8.0%	
Accounting	4.5%	Nursing	5.0%	

**DEGREES CONFERRED - FY 2022**

Bachelor's Degrees	N	Percent
Bachelor of Arts	476	41.2%
Bachelor of Science	502	43.4%
Bachelor of Science in Nursing	121	10.5%
Bachelor of Social Work	57	4.9%
<b>Total</b>	<b>1,156</b>	<b>100.0%</b>

Master's Degrees	N	Percent
MA Educational Leadership	18	5.9%
MA Special Education	45	14.7%
Master of Business Administration	44	14.3%
Master of Social Work	73	23.8%
MS Accounting	40	13.0%
MS Data Science	5	1.6%
MS Contemporary Instructional Design	38	12.4%
Master of Nursing	44	14.3%
<b>Total</b>	<b>307</b>	<b>100.0%</b>

Popular Majors of Bachelor's Recipients	N	Percent
Nursing (BSN)	121	10.5%
Biology (BS)	98	8.5%
Communication Arts (BA)	98	8.5%
Psychology (BA)	95	8.2%
Marketing (BS)	72	6.2%
Social Science (BA)	66	5.7%
Social Work (BSW)	57	4.9%



**DEGREES CONFERRED - FY 2022 (continued)**

	Demographics of Degree Recipients	
	Bachelor's	Master's
<b>Total Degree Recipients</b>	<b>1,156</b>	<b>307</b>
<b>Average Age (median)</b>	<b>23.0</b>	<b>27.0</b>
<b>Females</b>	<b>59.9%</b>	<b>74.3%</b>
<b>Males</b>	<b>40.1%</b>	<b>25.7%</b>
<b>American Indian / Nat. Alaskan</b>	<b>0.3%</b>	<b>0.0%</b>
<b>Asian</b>	<b>10.5%</b>	<b>7.2%</b>
<b>Hawaiian / Pacific Islander</b>	<b>0.0%</b>	<b>0.3%</b>
<b>Black</b>	<b>5.0%</b>	<b>4.9%</b>
<b>Hispanic or Latino/a, any race</b>	<b>19.4%</b>	<b>11.1%</b>
<b>White</b>	<b>60.1%</b>	<b>74.9%</b>
<b>Non-Resident Aliens</b>	<b>1.3%</b>	<b>0.3%</b>
<b>Unknown</b>	<b>3.5%</b>	<b>1.3%</b>

**COST OF ATTENDANCE - AY 2022-23**

Per Credit Tuition and Fees		
	Resident	Non-Resident
<b>Undergraduate</b>		
Tuition & Fees	\$480.10	\$792.92
<b>Graduate</b>		
Tuition & Fees		
MAEL, MASE, MCID, MCMT, MSN, & MSW	\$819.06	\$819.06
MBA	\$1,116.47	\$1,116.47
MSAC	\$923.80	\$923.80
MSAM, MSCS, & MSDS	\$1,222.05	\$1,222.05
Doctor of Nursing Practice (DNP)	\$1,095.30	\$1,095.30

Other Annual Costs			
Undergraduate	Books	Room & Board	Travel
Commuter Living w/ Family	\$1,594	\$2,648	\$3,198
On-Campus - Single Room	\$1,594	\$15,528	\$252
Independent Off-Campus	\$1,594	\$11,428	\$3,198



**ALUMNI - FALL 2022**

Decade	Undergraduates*	Graduates	Total**
1970-1979	3,331	0	3,331
1980-1989	5,467	0	5,467
1990-1999	6,693	55	6,748
2000-2009	9,941	764	10,705
2010-2019	13,184	964	14,148
2020-2029	3,681	462	4,143
<b>Total</b>	<b>42,297</b>	<b>2,245</b>	<b>44,542</b>

\* Includes 988 undergraduate alumni who also earned a graduate degree from Ramapo.  
\*\* Unduplicated alumni count

**RAMAPO ALUMNI BY SCHOOL—Fall 2022**

School	Undergraduates	Graduates who earned UG degree from:		Total
		Ramapo	Other Institutions	
ASB	12,544	269	271	13,084
CA	7,647	0	0	7,647
HGS	5,258	58	103	5,419
SSHS	9,399	416	789	10,604
TAS	7,517	254	1,103	8,874
Duplicated Total*	42,365	997	2,266	45,628

\* Duplicated Count - Alumni may have earned multiple degrees from multiple school.  
Note - Alumni as of September 30, 2022

**CAMPUS FACILITIES IMPROVEMENTS**

Capital Projects: FY 2022
○ Data Science Computer Lab/Classroom in Anisfield School of Business Room 420
○ Completion of the Peter P. Mercer Learning Commons & Renovation of the George T. Potter Library
○ Campus-wide Residence Hall Lock Replacement Phase2
○ Ongoing Refurbishments in The Lodge, C-Wing, Anisfield School of Business Room123, and College Park Apartments Ambulance/EMS Building
○ Anisfield Schools of Business Emergency Generator Replacement
○ Academic Building Uninterruptible Power Replacement
○ Recovery Housing Renovation work of Redwood Building in the College Park Apartments
○ Facilities Complex Emergency Generator Replacement

IR Fast Facts site:  
[www.ramapo.edu/ir/data-reports/fast-facts/](http://www.ramapo.edu/ir/data-reports/fast-facts/)