

RAMAPO COLLEGE 2021-2022 INTERESTING FACTS

★ **New Carnegie Classification** ★
Master's Colleges and Universities: Larger Programs



First Generation

25% of New
Students*

*Based on 2020 FAFSA applicants

Pell Recipients

30% of New
Students*




*Based on 2020 FAFSA applicants

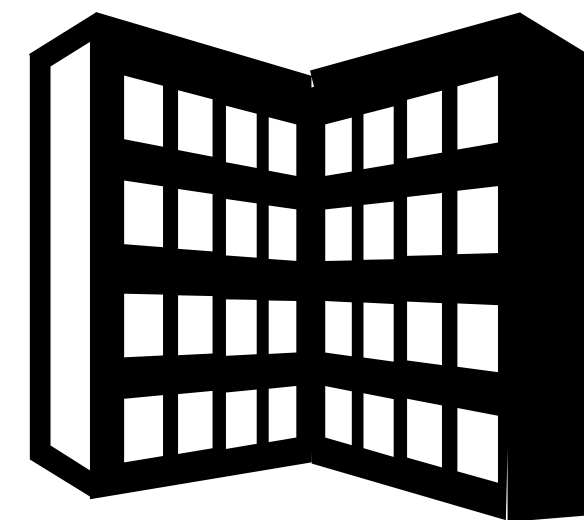
Minority Rate

UG = 40.5%

GR = 27.4%





Undergraduate Dorm Residents




32.1%

Faculty/Student Ratio = 1:15



Average class
size = 21

One-Year Retention Rate



86.9%*

*Fall 2020 cohort

Four-Year Graduation Rate



58.8%*

*Fall 2017 cohort

Six-Year Graduation Rate



71.7%*

*Fall 2015 cohort