

Ramapo College of New Jersey



FAST FACTS - SPRING 2022

INSTITUTIONAL FACTS

Carnegie Classification

Ramapo College's basic Carnegie Classification is Master's Large Size, Four-Year, and Highly Residential.

Accreditation

- ◆ The Middle States Commission on Higher Education (MSCHE)
- ◆ The Association to Advance Collegiate Schools of Business-International (AACSB)
- ◆ The Accreditation Commission for Education in Nursing (ACEN)
- ◆ The Council on Social Work Education (CSWE)
- ◆ The Council for the Accreditation of Educator Preparation (CAEP)
- ◆ The American Chemical Society (ACS) Note: ACS approves programs & does not provide accreditation.

Programs of Study

Ramapo offers 42 undergraduate majors, 7 joint- BS-graduate level programs in the medical professions, 2 joint BS programs in the pre-medical/pre-health fields, 9 graduate degree programs, a Doctoral in Nursing Practice, programs leading to certification in Teacher Education, and 1 post-master's certificate.

Schools

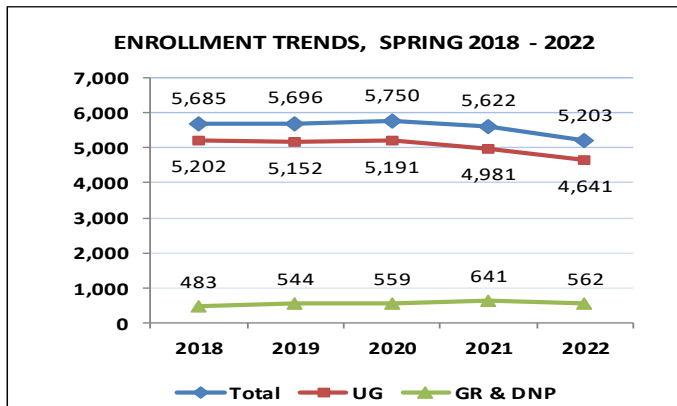
- ◆ Anisfield School of Business (ASB)
- ◆ School of Contemporary Arts (CA)
- ◆ School of Humanities and Global Studies (HGS)
- ◆ School of Social Science and Human Services (SSHS)
- ◆ School of Theoretical and Applied Science (TAS)

ACCOLADES: 2021-2022

- ◆ **U.S. News & World Report** ranked Ramapo among the Top Ten public Northern Regional Colleges and Universities category in its "Best Colleges" 2022 edition. Ramapo also earned a first-time listing as an Innovative School, and 10th place for Best Colleges for Veteran Students.
- ◆ **Niche.com** ranked Ramapo as #1 among all public and private colleges and universities in New Jersey for the "2021 Best College Dorms in America." Ramapo was also ranked among the top 2 percent in the nation.
- ◆ **Forbes** named Ramapo as one of "America's Best Colleges for 2021," including a top 10 ranking for public medium-sized schools.
- ◆ **The 2021 -2022 Guide to Military Friendly Schools** designated Ramapo as a "Military Friendly School." Of the more than 12,000 VA-approved schools nationwide, only the top 15% were recognized as military friendly.
- ◆ **College Choice** ranked Ramapo as #3 among the "20 Best Colleges in NJ" following Princeton University and Stevens Institute of Technology. Additionally, Ramapo was ranked #1 among the nine public institutions in NJ in 2021.
- ◆ **College Consensus's 2021** "Best Colleges in New Jersey" ranked Ramapo as 7th among all colleges and universities in New Jersey.
- ◆ **CollegesofDistinction.com** featured Ramapo for excellence in student-focused higher education. Ramapo was found to excel in all four Distinction categories measured in the nationwide 2021-2022 listing. The areas assessed include: student engagement, quality of teaching, vibrancy of the college community and success of graduates.

For a more comprehensive list of Ramapo's rankings, please visit <https://www.ramapo.edu/about/>

OVERALL ENROLLMENT - SPRING 2022



OVERALL ENROLLMENT—SPRING 2022

Credit Hours and FTE by Career		
Career	Enrolled Hours	FTE
Undergraduate	67,872	4,242
Graduate	4,520	376
Doctorate	57	5
Total	72,449	4,623

Headcount by Career and Attendance			
Career	Full-time	Part-time	Total
Undergraduate	4,093	548	4,641
Graduate	220	332	552
Doctorate	0	10	10
Total	4,313	890	5,203

Top Majors / Programs, Spring 2022			
Undergraduate			Graduate
Nursing	11.7%	Social Work	28.3%
Biology	7.9%	Nursing	19.2%
Psychology	7.4%	Business Administration	11.9%
Communication Arts	6.1%	Accounting	10.0%
Elementary Education	5.7%	Contemporary Instructional Design	9.6%
Marketing	5.1%	Special Education	8.0%

Demographics of Enrolled Students				
Spring 2022	UG	GR	DR	Overall
Total Headcount	4,641	552	10	5,203
Median Age	21.0	29.0	43.0	22.0
Female	58.4%	76.3%	70.0%	60.3%
Male	41.6%	23.7%	30.0%	39.7%
State of Origin				
New Jersey State of Origin	94.8%	91.5%	100.0%	94.4%
Other State of Origin	3.8%	8.0%	0.0%	4.3%
Foreign Country Origin	1.1%	0.5%	0.0%	1.0%
Unknown	0.3%	0.0%	0.0%	0.2%
Race / Ethnicity				
American Indian / Native Alaskan	0.4%	0.0%	0.0%	0.3%
Asian	9.8%	6.5%	10.0%	9.5%
Hawaiian / Pacific Islander	0.0%	0.2%	0.0%	0.0%
Black	6.0%	7.6%	10.0%	6.2%
Hispanic or Latino/a, any race	21.1%	12.5%	0.0%	20.1%
White	56.3%	70.3%	80.0%	57.8%
Multiple Races	0.0%	0.0%	0.0%	0.0%
Non-Resident Aliens	1.1%	0.5%	0.0%	1.0%
Unknown	5.2%	2.4%	0.0%	4.9%

PRESIDENT'S CABINET

Cindy R. Jebb, Ph.D.
President

Susan Gaulden, Ph.D.
Interim Provost/Vice President for Academic Affairs

Kirsten Loewrigkeit, C.P.A.
Vice President of Administration and Finance

Angela Cristini, Ph.D.
Interim Vice President for Institutional Advancement & Executive Director of the Ramapo Foundation

Nicole Morgan Agard, Esq.
Chief Equity & Diversity Officer

Christopher Romano, Ed.D.
Vice President for Enrollment Management and Student Affairs

Michael A. Tripodi, Esq.
Vice President and General Counsel

Brittany Williams-Goldstein, Ed.D.
Chief of Staff and Board Liaison
College Spokesperson

Patrick O'Connor, '80, M.A.
Government Relations Officer

OFFICE OF INSTITUTIONAL RESEARCH

Gurvinder Khaneja, Director

Deyu Xu, Database Programmer

Christine Flon, Research Analyst

Laura Plessner, Administrative Assistant

Ramapo College of New Jersey

505 Ramapo Valley Road

Mahwah, NJ 07430

www.ramapo.edu

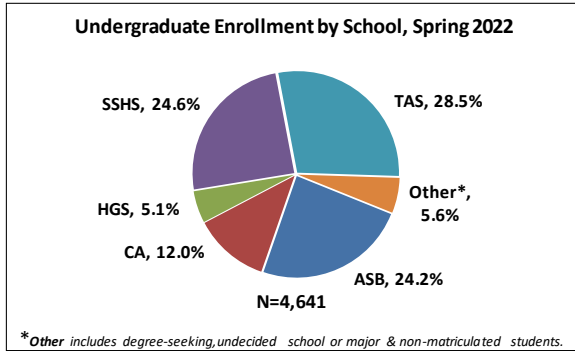
Institutional Research webpage:

www.ramapo.edu/ir/

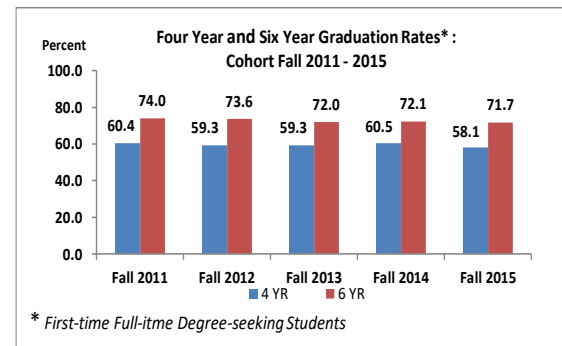
Fast Facts webpage:

www.ramapo.edu/ir/data-reports/fast-facts/

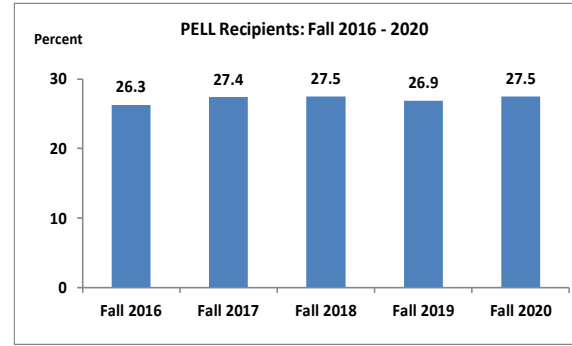
ENROLLMENT—SPRING 2022 (continued)



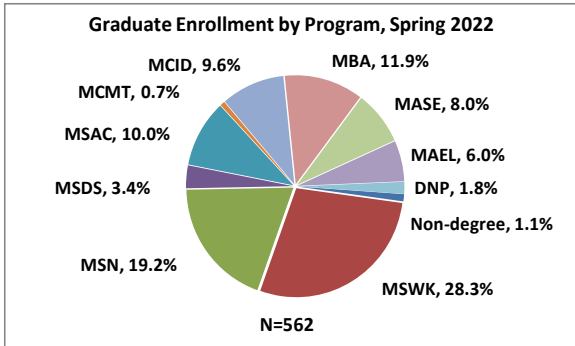
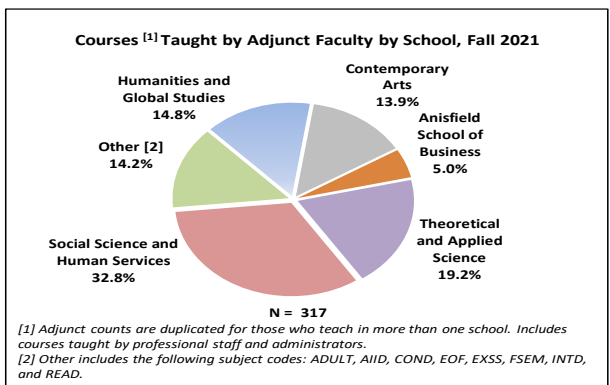
STUDENT OUTCOMES (continued)



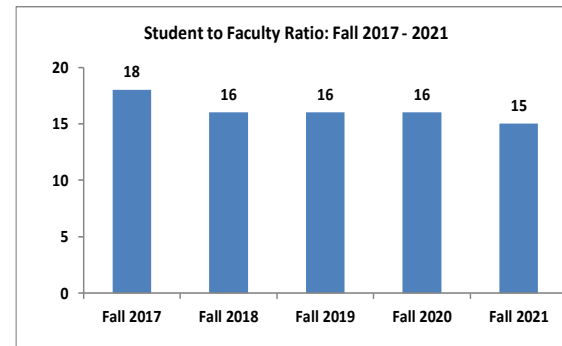
FINANCIAL AID



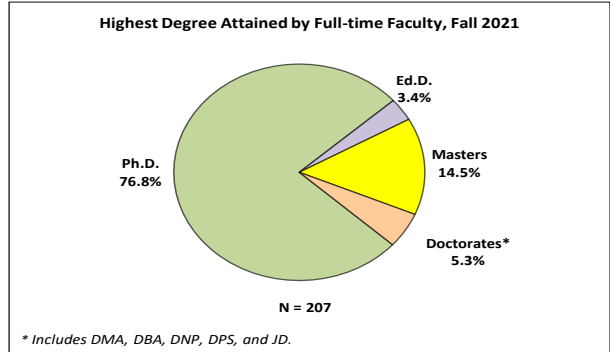
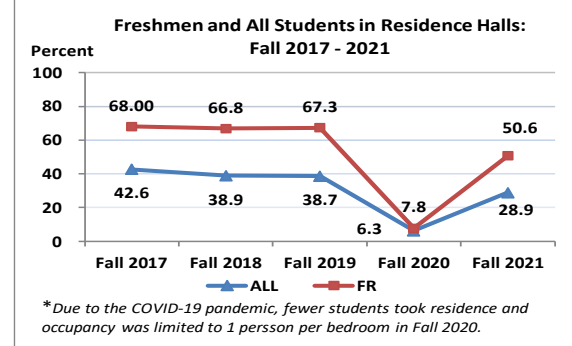
EMPLOYEES - FALL 2021 (continued)



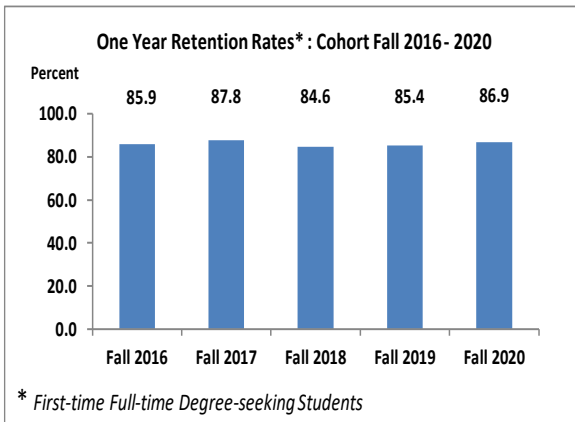
STUDENT FACULTY RATIO



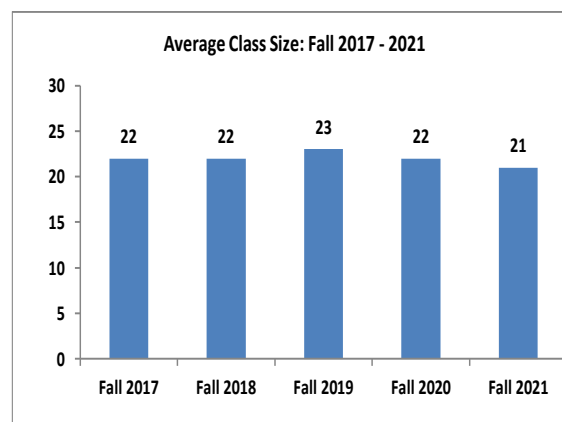
STUDENTS IN RESIDENCE HALLS



STUDENT OUTCOMES



AVERAGE CLASS SIZE



EMPLOYEES—FALL 2021

