




## Ramapo College of New Jersey



### FAST FACTS - FALL 2021

#### INSTITUTIONAL FACTS

##### Carnegie Classification

Ramapo College's basic Carnegie Classification (M4/HR) is Master's Medium Size, Four-Year, and Highly Residential.

##### Accreditation

- ◆ The Middle States Commission on Higher Education (MSCHE)
- ◆ The Association to Advance Collegiate Schools of Business-International (AACSB)
- ◆ The Accreditation Commission for Education in Nursing (ACEN)
- ◆ The Council on Social Work Education (CSWE)
- ◆ The Council for the Accreditation of Educator Preparation (CAEP)
- ◆ The American Chemical Society (ACS) Note: ACS approves programs & does not provide accreditation.

##### Programs of Study

Ramapo offers 42 undergraduate majors, 9 joint- BS-graduate level programs in the medical professions, 2 joint BS programs in the pre-medical/pre-health fields, 9 graduate degree programs, a Doctoral in Nursing Practice, programs leading to certification in Teacher Education, and 1 post-master's certificate.

##### Schools

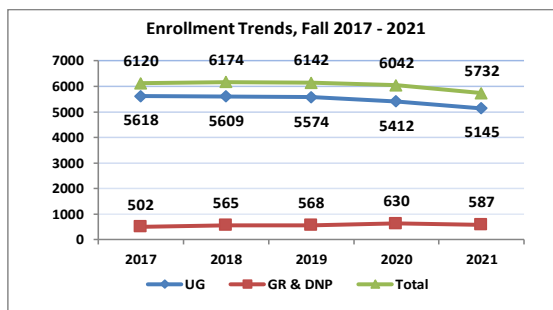
- ◆ Anisfield School of Business (ASB)
- ◆ School of Contemporary Arts (CA)
- ◆ School of Humanities and Global Studies (HGS)
- ◆ School of Social Science and Human Services (SSHS)
- ◆ School of Theoretical and Applied Science (TAS)

#### TOP 6 ACCOLADES

- ◆ Ramapo College is named among the top in *College Choice's* ranking of the "20 Best Colleges in New Jersey," as of June 2021. Ramapo ranks as #1 among the nine public colleges in New Jersey and is ranked #3 overall, with Princeton University and Stevens Institute of Technology in the top two spots.
- ◆ Ramapo ranked sixth in the 2020-2021 edition of the *U.S. News & World Report* among public colleges and was #34 among all institutions in the Regional Universities North category.
- ◆ Ramapo College of New Jersey was included by *The Princeton Review* as one of 224 colleges in the 2020 "Best in the Northeast."
- ◆ Ramapo College was designated as a Bronze "Military Friendly School" by the 2021-2022 *Guide to Military Friendly Schools*.
- ◆ *Money Magazine* listed Ramapo College as seventh in the state in its 2020 "Best Colleges Value for Your Money" rankings.
- ◆ Ramapo College ranked #1 among all public and private colleges and universities in New Jersey by *Niche* in its announcement of the 2021 Best College Dorms in America. Nationally, Ramapo advanced in its ranking to the top 2%.

For a more comprehensive list of Ramapo's rankings, please visit <https://www.ramapo.edu/about/>

#### OVERALL ENROLLMENT—FALL 2021



Credit Hours and FTE by Academic Level		
Academic Level	Enrolled Hours	FTE
Undergraduate	74,633	4,664
Graduate	4,622	385
Doctorate	66	6
<b>Total</b>	<b>79,321</b>	<b>5,055</b>

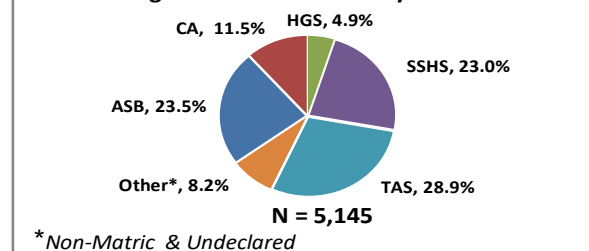
Headcount by Academic Level and Attendance			
Academic Level	Full-time	Part-time	Total
Undergraduate	4,459	686	5,145
Graduate	219	357	576
Doctorate	0	11	11
<b>Total</b>	<b>4,678</b>	<b>1,054</b>	<b>5,732</b>



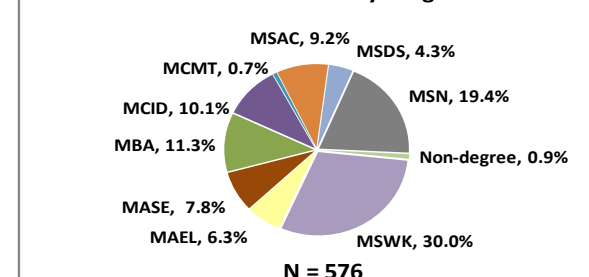
Top Majors / Programs, Fall 2021			
Undergraduate		Master's	
Nursing	11.4%	Social Work	29.5%
Biology	8.5%	Nursing	19.1%
Psychology	6.9%	Business Administration	11.1%
Communication Arts	5.8%	Contemporary Instructional Design	9.9%
Elementary Education	5.3%	Accounting	9.0%
Marketing	5.0%	Special Education	7.7%

Demographics of Enrolled Students				
Fall 2021	UG	GR	DR	Overall
<b>Total Headcount</b>	<b>5,145</b>	<b>576</b>	<b>11</b>	<b>5,732</b>
<b>Average Age (median)</b>	<b>20.0</b>	<b>28.0</b>	<b>43.0</b>	<b>21.0</b>
<b>Female students</b>	<b>58.1%</b>	<b>76.0%</b>	<b>72.7%</b>	<b>59.9%</b>
<b>Male students</b>	<b>41.9%</b>	<b>24.0%</b>	<b>27.3%</b>	<b>40.1%</b>
<b>NJ State of Origin</b>	<b>94.7%</b>	<b>90.8%</b>	<b>100.0%</b>	<b>94.3%</b>
<b>Other State of Origin</b>	<b>4.1%</b>	<b>8.3%</b>	<b>0.0%</b>	<b>4.5%</b>
<b>Foreign Country Origin</b>	<b>1.1%</b>	<b>0.7%</b>	<b>0.0%</b>	<b>1.0%</b>
<b>Unknown</b>	<b>0.1%</b>	<b>0.2%</b>	<b>0.0%</b>	<b>0.1%</b>
<b>American Indian / Native Alaskan</b>	<b>0.3%</b>	<b>0.0%</b>	<b>0.0%</b>	<b>0.3%</b>
<b>Asian</b>	<b>9.5%</b>	<b>6.8%</b>	<b>9.1%</b>	<b>9.2%</b>
<b>Hawaiian / Pacific Islander</b>	<b>0.0%</b>	<b>0.2%</b>	<b>0.0%</b>	<b>0.0%</b>
<b>Black</b>	<b>6.3%</b>	<b>8.0%</b>	<b>9.1%</b>	<b>6.5%</b>
<b>Hispanic or Latino/a, any race</b>	<b>20.4%</b>	<b>11.6%</b>	<b>0.0%</b>	<b>19.5%</b>
<b>White</b>	<b>54.8%</b>	<b>70.7%</b>	<b>81.8%</b>	<b>56.4%</b>
<b>Non-Resident Aliens</b>	<b>1.1%</b>	<b>0.7%</b>	<b>0.0%</b>	<b>1.0%</b>
<b>Unknown</b>	<b>7.6%</b>	<b>2.1%</b>	<b>0.0%</b>	<b>7.0%</b>

#### Undergraduate Enrollment by School



#### Master's Enrollment by Program



#### PRESIDENT'S CABINET

**Cindy R. Jebb, Ph.D.**  
President

**Susan Gaulden, Ph.D.**

Interim Provost & Vice President for Academic Affairs

**Kirsten Loewrigkeit, C.P.A.**

Vice President for Administration and Finance

**Angela Cristini, Ph.D.**

Interim Vice President for Institutional Advancement,  
and Exec. Director of the Ramapo Foundation

**Nicole Morgan Agard, Esq.**

Chief Equity and Diversity Officer

**Patrick O'Connor, M.A.**

Government Relations Officer

**Christopher Romano, Ed.D.**

Vice President for Enrollment Management  
and Student Affairs

**Michael A. Tripodi, Esq.**

Vice President and General Counsel

**Brittany Williams-Goldstein, Ed.D.**

Chief of Staff and Board Liaison

#### OFFICE OF INSTITUTIONAL RESEARCH

**Gurvinder Khaneja, Director**

**Deyu Xu, Database Programmer**

**Christine Flon, Research Analyst**

**Laura Plessner, Administrative Assistant**

*Ramapo College of New Jersey*

505 Ramapo Valley Road

Mahwah, NJ 07430

**NEW STUDENT ENROLLMENT - FALL 2021**

	Average SAT Scores		
	Reading and Writing	Math	Composite
All Admits (full-time)	594	595	1,189
Regular Admits (full-time)	597	596	1,193

	Demographics of New Students			
	New	Transfer	Graduate	Doctorate
Total Headcount	900	356	242	6
Average Age	18.0	22.0	24.0	49.0
Females	60.8%	51.4%	72.3%	100.0%
Males	39.2%	48.6%	27.7%	0.0%
NJ State of Origin	96.0%	92.4%	89.3%	100.0%
Other State of Origin	3.1%	7.3%	10.3%	0.0%
Foreign Country Origin	0.7%	0.0%	0.4%	0.0%
Unknown	0.2%	0.3%	0.0%	0.0%
American Indian / Native Alaskan	0.1%	0.6%	0.0%	0.0%
Asian	11.1%	8.7%	4.1%	16.7%
Black	7.2%	5.6%	7.4%	16.7%
Hispanic or Latino/a, any race	25.3%	23.6%	12.8%	0.0%
White	53.2%	56.7%	73.6%	66.7%
Non-Resident Aliens	0.7%	0.0%	0.4%	0.0%
Unknown	2.3%	4.8%	1.7%	0.0%

School	New Student Enrollment By School			
	New	Transfer	Graduate	Doctorate
ASB	20.3%	25.6%	28.5%	0.0%
CA	9.1%	12.9%	1.7%	0.0%
HGS	3.2%	5.9%	0.0%	0.0%
SSHS	17.0%	34.0%	59.1%	0.0%
TAS	39.9%	19.4%	10.7%	100.0%
Undecided	10.4%	2.2%	0.0%	0.0%

**NEW STUDENT ENROLLMENT (continued)**

	Popular Majors for New Students			
	Undergraduate		Graduate	
Nursing	17.8%	Social Work (MSW)	37.6%	
Biology	11.3%	Accounting (MSAC)	14.9%	
Psychology	6.6%	Business Administration (MBA)	13.6%	
Elementary Education	5.0%	Special Education (MASE)	12.4%	
Finance	4.7%	Nursing (MSN)	6.6%	
Computer Science	4.2%	Contemporary Instructional Design (MCID)*	5.0%	

**DEGREES CONFERRED - FY 2021**

Bachelor's Degrees	N	Percent
Bachelor of Arts	513	40.5%
Bachelor of Science	568	44.8%
Bachelor of Science in Nursing	126	9.9%
Bachelor of Social Work	61	4.8%
<b>Total</b>	<b>1,268</b>	<b>100.0%</b>

Master's Degrees	N	Percent
MA Educational Leadership	37	14.0%
MA Special Education	24	9.1%
Master of Business Administration	21	7.9%
Master of Social Work	80	30.2%
MS Accounting	43	16.2%
MS Contemporary Instructional Design*	29	10.9%
Master of Science in Nursing	31	11.7%
<b>Total</b>	<b>265</b>	<b>100.0%</b>

Popular Majors of Bachelor's Recipients	N	Percent
Business Administration (BS)	131	10.3%
Nursing (BSN)	126	9.9%
Communication Arts (BA)	101	8.0%
Psychology (BA)	96	7.6%
Biology (BS)	89	7.0%
Accounting (BS)	71	5.6%
Social Science (BA)	71	5.6%

\* The new MS in Contemporary Instructional Design (MCID) was originally the MS in Educational Technology (MSET).

**DEGREES CONFERRED - FY 2021 (continued)**

	Demographics of Degree Recipients	
	Bachelor's	Master's
<b>Total Degree Recipients</b>	<b>1,268</b>	<b>265</b>
<b>Average Age (median)</b>	<b>23.0</b>	<b>28.0</b>
<b>Females</b>	<b>58.0%</b>	<b>72.1%</b>
<b>Males</b>	<b>42.0%</b>	<b>27.9%</b>
<b>American Indian / Native Alaskan</b>	<b>0.4%</b>	<b>0.0%</b>
<b>Asian</b>	<b>8.0%</b>	<b>7.9%</b>
<b>Hawaiian / Pacific Islander</b>	<b>0.1%</b>	<b>0.0%</b>
<b>Black</b>	<b>5.0%</b>	<b>3.8%</b>
<b>Hispanic or Latino/a, any race</b>	<b>16.9%</b>	<b>12.8%</b>
<b>White</b>	<b>62.6%</b>	<b>73.6%</b>
<b>Multiple Races, Non-Hispanic</b>	<b>0.2%</b>	<b>0.0%</b>
<b>Non-Resident Aliens</b>	<b>2.4%</b>	<b>0.4%</b>
<b>Unknown</b>	<b>4.3%</b>	<b>1.5%</b>

**COST OF ATTENDANCE - AY 2021-22**

	Per Credit Tuition and Fees	
	Resident	Non-Resident
<b>Undergraduate</b>		
Tuition & Fees	\$467.25	\$771.70
<b>Graduate</b>		
Tuition & Fees		
MAEL, MASE, MCID, MCMT, MSN, & MSW	\$795.20	\$795.20
MBA	\$1,083.95	\$1,083.95
MSAC	\$896.90	\$896.90
MSDS	\$1,186.45	\$1,186.45
Doctor of Nursing Practice (DNP)	\$1,063.40	\$1,063.40

	Other Annual Costs		
	Books	Room & Board	Travel
Undergraduate			
Commuter Living w/ Family	\$1,594	\$2,648	\$3,198
On-Campus - Single Room	\$1,594	\$14,478	\$588
Independent Off-Campus	\$1,594	\$11,428	\$3,198

**RAMAPO ALUMNI - FALL 2021**

Decade	Undergraduates*	Graduates	Total**
1970-1979	3,331	0	3,331
1980-1989	5,467	0	5,467
1990-1999	6,693	55	6,748
2000-2009	9,941	764	10,705
2010-2019	13,184	964	14,148
2020-2029	2,528	330	2,858
<b>Total</b>	<b>41,144</b>	<b>2,113</b>	<b>43,257</b>

\* Includes 836 undergraduate alumni who also earned a graduate degree from Ramapo.  
\*\* Unduplicated alumni count

**RAMAPO ALUMNI BY SCHOOL - FALL 2021**

School	Undergraduates	Graduates who earned UG degree from:		Total
		Ramapo	Other Institutions	
ASB	12,253	206	258	12,717
CA	7,476	0	0	7,476
HGS	5,174	58	103	5,335
SSHS	9,084	347	698	10,129
TAS	7,223	234	1,075	8,532
<b>Total*</b>	<b>41,210</b>	<b>845</b>	<b>2,134</b>	<b>44,189</b>

\* Duplicated Count - Alumni may have earned multiple degrees from multiple school.  
Note - Alumni as of September 30, 2021

**CAMPUS FACILITIES IMPROVEMENTS**

Capital Projects: FY 2021
Learning Commons Construction
Campus-Wide Residence Hall Lock Replacement
Refurbishments in The Lodge, C-Wing, ASB and CPA Ambulance Building
ASB Emergency Generator Replacement
CPA Lodge Courts Renovation
CPA Transformer Replacements
Recovery Housing/White House Renovation
Athletic Field Sports Lighting Installation

IR Fast Facts site:  
[www.ramapo.edu/ir/data-reports/fast-facts/](http://www.ramapo.edu/ir/data-reports/fast-facts/)

**FULFILLING  
OUR PROMISE**