

Ramapo College of New Jersey



FAST FACTS - SPRING 2021

INSTITUTIONAL FACTS

Carnegie Classification

Ramapo College's basic Carnegie Classification (M4/HR) is Master's Medium Size, Four-Year, and Highly Residential.

Accreditation

- ◆ The Middle States Commission on Higher Education (MSCHE)
- ◆ The Association to Advance Collegiate Schools of Business-International (AACSB)
- ◆ The Council on Social Work Education (CSWE)
- ◆ The Accreditation Commission for Education in Nursing (ACEN)
- ◆ The Teacher Education Accreditation Council (TEAC)

Programs of Study

Ramapo offers 42 undergraduate majors, 8 joint- BS-graduate level programs in the medical professions, 2 joint BS programs in the pre-medical/pre-health fields, 8 graduate degree programs, a Doctoral in Nursing Practice, programs leading to certification in Teacher Education, and 1 post-master's certificate.

Schools

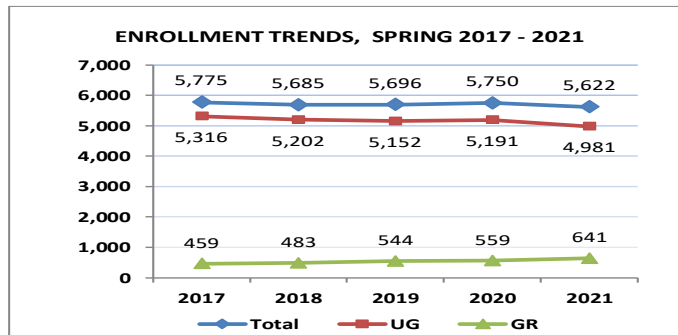
- ◆ Anisfield School of Business (ASB)
- ◆ School of Contemporary Arts (CA)
- ◆ School of Humanities and Global Studies (HGS)
- ◆ School of Social Science and Human Services (SSHS)
- ◆ School of Theoretical and Applied Science (TAS)

ACCOLADES

- ◆ **U.S. News & World Report** designated Ramapo in the public Northern Regional Colleges and Universities category in its "Best Colleges" 2021 edition.
- ◆ **Princeton Review** recognized Ramapo in the listing for "2021 Best Colleges: Region by Region" for the Northeast. The lists are based on survey responses from "the true experts in on-campus life – the students."
- ◆ **The 2021 -2022 Guide to Military Friendly Schools** designated Ramapo as a "Military Friendly School." Of the more than 12,000 VA-approved schools nationwide, only the top 15% were recognized as military friendly.
- ◆ **Kiplinger's Personal Finance Magazine** listed Ramapo as one of the "100 Best Values in Public Colleges" for in-state tuition and fees for 2019-2020.
- ◆ **College Choice** ranked Ramapo third among the "20 Best Colleges in NJ" following Princeton University and Stevens Institute of Technology. Additionally, it was ranked #1 among the public institutions in NJ in 2020.
- ◆ **Stacker.com** ranked Ramapo among the nation's top 100 public colleges with the best return on investment. Ramapo was ranked #73 nationwide, placing it in the top 2 percent of all colleges reviewed in 2020.
- ◆ **Niche.com** ranked Ramapo #1 among all public and private colleges and universities in New Jersey for the "2021 Best College Dorms in New Jersey." Ramapo was also ranked #6 in the "Best Campuses in New Jersey."

For a more comprehensive list of Ramapo's rankings, please visit <https://www.ramapo.edu/about/>

OVERALL ENROLLMENT - SPRING 2021



OVERALL ENROLLMENT - SPRING 2021

| Career | Credit Hours and FTE by Career | |
|---------------|--------------------------------|--------------|
| | Enrolled Hours | FTE |
| Undergraduate | 73,240 | 4,578 |
| Graduate | 5,244 | 437 |
| Doctorate | 30 | 2 |
| Total | 78,514 | 5,017 |

| Career | Headcount by Career and Attendance | | |
|---------------|------------------------------------|--------------|--------------|
| | Full-time | Part-time | Total |
| Undergraduate | 4,370 | 611 | 4,981 |
| Graduate | 229 | 407 | 636 |
| Doctorate | 0 | 5 | 5 |
| Total | 4,599 | 1,023 | 5,622 |

| | Top Majors / Programs, Spring 2021 | |
|----------------------|------------------------------------|-------------------------------|
| | Undergraduate | Graduate |
| Nursing | 11.0% | Social Work 27.7% |
| Biology | 8.7% | Nursing 21.1% |
| Psychology | 7.0% | Business Administration 12.4% |
| Communication Arts | 6.4% | Educational Technology 10.2% |
| Elementary Education | 4.9% | Accounting 9.4% |
| Accounting | 4.7% | Special Education 8.3% |

| Spring 2021 | Demographics of Enrolled Students | | | |
|-----------------|-----------------------------------|-------|-------|---------|
| | UG | GR | DR | Overall |
| Total Headcount | 4,981 | 636 | 5 | 5,622 |
| Average Age | 21.0 | 28.0 | 40.0 | 22.0 |
| Female | 58.2% | 75.6% | 40.0% | 60.2% |
| Male | 41.8% | 24.4% | 60.0% | 39.8% |

| State of Origin | | | | |
|----------------------------|-------|-------|--------|-------|
| New Jersey State of Origin | 94.0% | 91.0% | 100.0% | 93.7% |
| Other State of Origin | 4.3% | 7.9% | 0.0% | 4.7% |
| Foreign Country Origin | 1.4% | 0.6% | 0.0% | 1.3% |
| Unknown | 0.3% | 0.5% | 0.0% | 0.3% |

| Race / Ethnicity | | | | |
|----------------------------------|-------|-------|--------|-------|
| American Indian / Native Alaskan | 0.3% | 0.0% | 0.0% | 0.3% |
| Asian | 9.1% | 8.6% | 0.0% | 9.0% |
| Hawaiian / Pacific Islander | 0.0% | 0.2% | 0.0% | 0.0% |
| Black | 6.1% | 7.2% | 0.0% | 6.2% |
| Hispanic or Latino/a, any race | 19.5% | 13.1% | 0.0% | 18.8% |
| White | 58.2% | 67.9% | 100.0% | 59.3% |
| Multiple Races | 0.0% | 0.0% | 0.0% | 0.0% |
| Non-Resident Aliens | 1.4% | 0.6% | 0.0% | 1.3% |
| Unknown | 5.4% | 2.4% | 0.0% | 5.0% |

PRESIDENT'S CABINET

Peter Philip Mercer, L.L.B., Ph.D.
President

Susan Gaulden, Ph.D.
Interim Provost/Vice President for Academic Affairs

Kirsten Loewrigkeit, C.P.A.
Vice President of Administration and Finance

Angela Cristini, Ph.D.
Interim Vice President for Institutional Advancement & Executive Director of the Ramapo Foundation

Nicole Morgan Agard, Esq.
Chief Equity & Diversity Officer

Christopher Romano, Ed.D.
Vice President for Enrollment Management and Student Affairs

Michael A. Tripodi, Esq.
Vice President and General Counsel

Brittany Williams-Goldstein, Ed.D.
Chief of Staff and Board Liaison
College Spokesperson

Patrick O'Connor, '80, M.A.
Government Relations Officer

OFFICE OF INSTITUTIONAL RESEARCH

Gurvinder Khaneja, Director
Deyu Xu, Database Programmer
Christine Flon, Research Analyst
Laura Plessner, Administrative Assistant

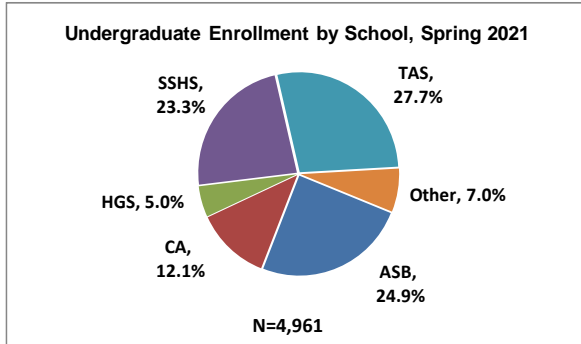
Ramapo College of New Jersey

505 Ramapo Valley Road
Mahwah, NJ 07430
www.ramapo.edu

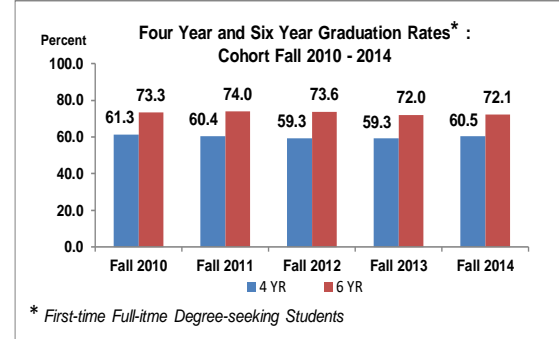
Institutional Research webpage:
www.ramapo.edu/ir/

Fast Facts webpage:
www.ramapo.edu/ir/data-reports/fast-facts/

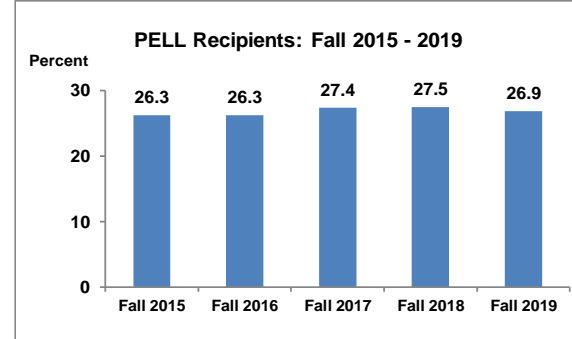
ENROLLMENT—SPRING 2021 (continued)



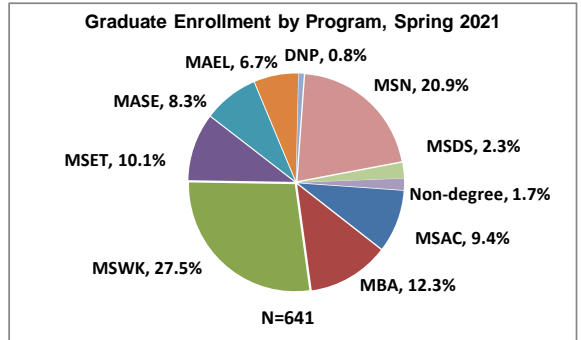
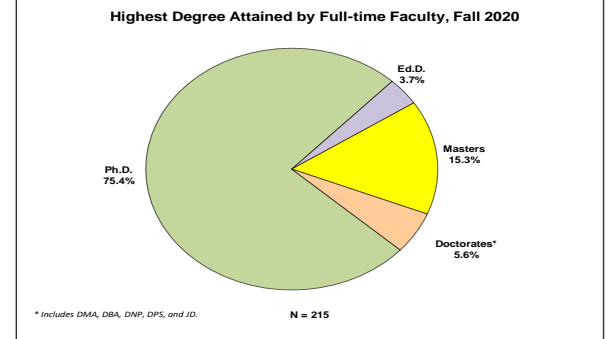
STUDENT OUTCOMES (continued)



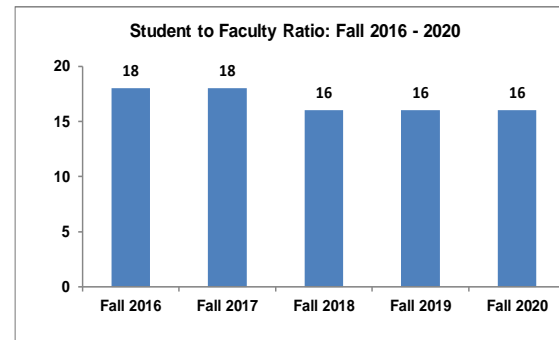
FINANCIAL AID



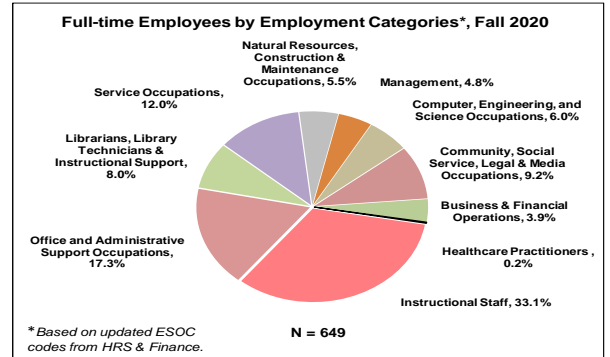
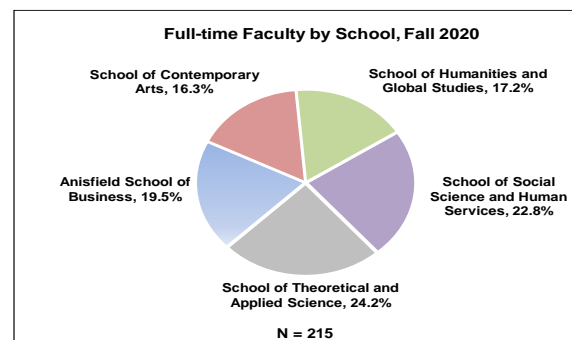
EMPLOYEES - FALL 2020 (continued)



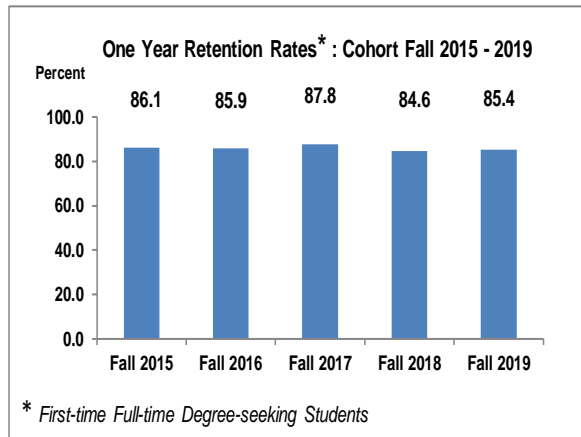
STUDENT FACULTY RATIO



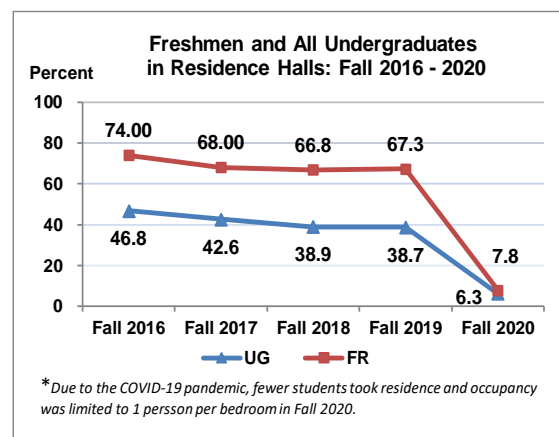
EMPLOYEES—FALL 2020



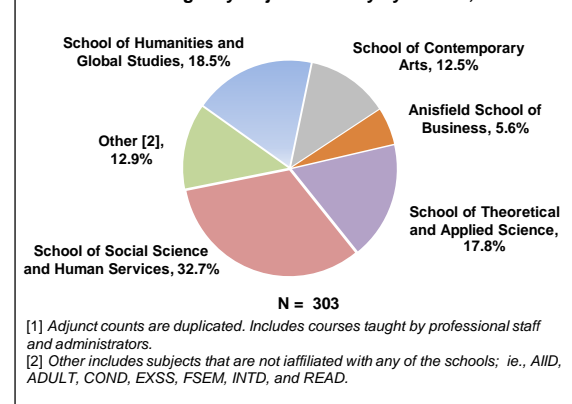
STUDENT OUTCOMES



STUDENTS IN RESIDENCE HALLS



Courses [1] Taught by Adjunct Faculty by School, Fall 2020



ALUMNI

| DECADE | NUMBER* OF ALUMNI (CUMULATIVE) | PERCENT OF ALUMNI FROM DECADE |
|--------------|--------------------------------|-------------------------------|
| 1970-1979 | 3,331 | 7.8 |
| 1980-1989 | 5,470 | 12.8 |
| 1990-1999 | 6,780 | 15.9 |
| 2000-2009 | 10,909 | 25.5 |
| 2010-2019 | 14,632 | 34.3 |
| 2020-2029 | 1,598 | 3.7 |
| TOTAL | 42,720 | 100.0 |

* Duplicated count.