

Ramapo College of New Jersey



FAST FACTS - SPRING 2020

INSTITUTIONAL FACTS

Carnegie Classification

Ramapo College's basic Carnegie Classification (M4/HR) is Master's Medium Size, Four-Year, and Highly Residential.

Accreditation

- ◆ The Middle States Commission on Higher Education (MSCHE)
- ◆ The Association to Advance Collegiate Schools of Business-International (AACSB)
- ◆ The Council on Social Work Education (CSWE)
- ◆ The Accreditation Commission for Education in Nursing (ACEN)
- ◆ The Teacher Education Accreditation Council (TEAC)

Programs of Study

Ramapo offers 42 undergraduate majors, 9 joint B.S. programs (in the medical professions), 7 graduate degree programs, programs leading to certification in Teacher Education, and 1 post-master's certificate.

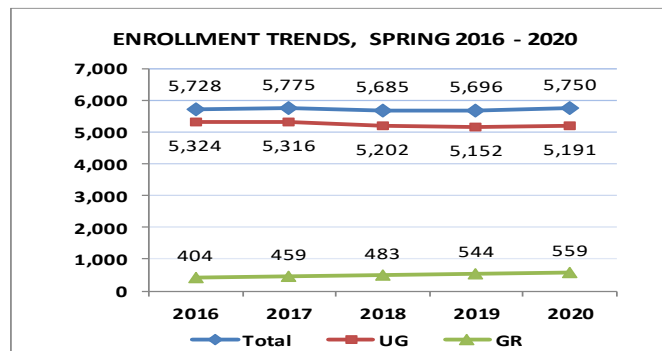
Schools

- ◆ Anisfield School of Business (ASB)
- ◆ School of Contemporary Arts (CA)
- ◆ School of Humanities and Global Studies (HGS)
- ◆ School of Social Science and Human Services (SSHS)
- ◆ School of Theoretical and Applied Science (TAS)

ACCOLADES

- ◆ **AppliedBehaviorAnalysisPrograms.com** recognized Ramapo College in 2020 as one of the best small colleges in the nation, and the only NJ institution, for students in the Autism Spectrum.
- ◆ **College Choice** ranked Ramapo third among the "20 Best Colleges in NJ" following Princeton University and Stevens Institute of Technology. Additionally, it was ranked #1 among the public institutions in NJ in 2019.
- ◆ **Collegeconsensus.com** ranked Ramapo tenth of the 21 colleges and universities in New Jersey in its 2019-2020 "Best Colleges in New Jersey" listing. Consensus rankings are based on a comprehensive aggregate of published rankings and verified student reviews.
- ◆ **CollegesOfDistinction.com** named Ramapo as one of three NJ public colleges to receive the 2019-20 Colleges of Distinction designation. Ramapo was found to excel in all four Distinction categories measured in the listing.
- ◆ **Forbes Magazine** named Ramapo as one of America's Top Colleges in 2019.
- ◆ **Kiplinger's Personal Finance Magazine** listed Ramapo as one of the "100 Best Values in Public Colleges" for in-state tuition and fees for 2019-2020.
- ◆ **The 2020 Guide to Military Friendly Schools** designated Ramapo as a "Military Friendly School." Of the more than 12,000 VA-approved schools nationwide, only the top 15% were recognized as military friendly.
- ◆ **Money Magazine** lists Ramapo fifth in the state in its 2019-2020 "Best College for Your Money" rankings list. Ramapo's ranking also puts it within the top 14 percent of schools nationwide (104 of 744 public/private institutions).
- ◆ **Niche.com** ranked Ramapo #1 among all public and private colleges and universities in New Jersey for the "2020 Best College Dorms in New Jersey." Ramapo was also ranked #3 in the "Best Campuses in New Jersey."
- ◆ **Princeton Review** recognized Ramapo in the listing for "2020 Best Colleges: Region by Region" for the Northeast. The lists are based on survey responses from "the true experts in on-campus life – the students."
- ◆ The **John Templeton Foundation** has named Ramapo College to its Honor Roll for Character-Building Colleges, which recognizes institutions that emphasize character development as an integral aspect of the undergraduate experience.
- ◆ **U.S. News & World Report** designated Ramapo in the public Northern Regional Colleges and Universities category in its "Best Colleges" 2019-2020 edition.

OVERALL ENROLLMENT - SPRING 2020



OVERALL ENROLLMENT - SPRING 2020

Credit Hours and FTE by Career		
Career	Enrolled Hours	FTE
Undergraduate	76,857	4,804
Graduate	4,427	369
Total	81,284	5,173

Headcount by Career and Attendance			
Career	Full-time	Part-time	Total
Undergraduate	4,623	568	5,191
Graduate	195	364	559
Total	4,818	932	5,750

Top Majors / Programs, Spring 2020			
Undergraduate		Graduate	
Nursing	10.1%	Social Work	23.4%
Biology	7.9%	Nursing	23.1%
Psychology	7.3%	Educational Technology	14.5%
Communication Arts	7.0%	Educational Leadership	11.1%
Business Administration	6.8%	Special Education	9.1%
Accounting	4.7%	Business Administration	8.4%

Demographics of Enrolled Students			
Spring 2020	UG	GR	Overall
Total Headcount	5,191	559	5,750
Average Age	21.0	29.0	22.0
Female	56.7%	75.8%	58.5%
Male	43.3%	24.2%	41.5%
State of Origin			
New Jersey	93.4%	91.8%	93.2%
Other States in U.S.	4.6%	7.9%	4.9%
Foreign Country	2.0%	0.4%	1.9%
Unknown	0.1%	0.0%	0.1%

Race / Ethnicity			
American Indian / Native Alaskan	0.5%	0.2%	0.5%
Asian / Pacific Islander	8.1%	8.8%	8.2%
Hawaiian / Pacific Islander	0.0%	0.2%	0.0%
Black, Non-Hispanic	5.7%	5.2%	5.7%
Hispanic or Latino/a, any race	19.3%	12.2%	18.6%
White, Non-Hispanic	60.1%	70.3%	61.1%
Multiple Races, Non-Hispanic	0.1%	0.0%	0.1%
Non-Resident Aliens	2.0%	0.4%	1.9%
Unknown	4.1%	2.9%	3.9%



PRESIDENT'S CABINET

Peter Philip Mercer, L.L.B., Ph.D.
President

Susan Gauden, Ph.D.

Interim Provost/Vice President for Academic Affairs

Kirsten Loewrigkeit, C.P.A.

Vice President of Administration and Finance

Cathleen Davey, M.A.

Vice President for Institutional Advancement & Executive Director of the Ramapo Foundation

Nicole Morgan Agard, Esq.

Chief Equity & Diversity Officer

Christopher Romano, Ed.M.

Vice President for Enrollment Management and Student Affairs

Michael A. Tripodi, Esq.

Vice President and General Counsel

Brittany Williams-Goldstein, Ed.D.

Chief of Staff and Board Liaison

OFFICE OF INSTITUTIONAL RESEARCH

Gurvinder Khaneja, Director

Deyu Xu, Database Programmer

Christine Flon, Research Analyst

Laura Plessner, Administrative Assistant

Hishesh Amatya, Work-study aide

Rahul Guni, Work-study aide

Ramapo College of New Jersey

505 Ramapo Valley Road

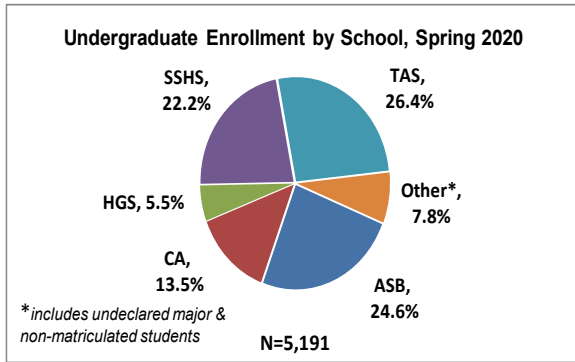
Mahwah, NJ 07430

www.ramapo.edu

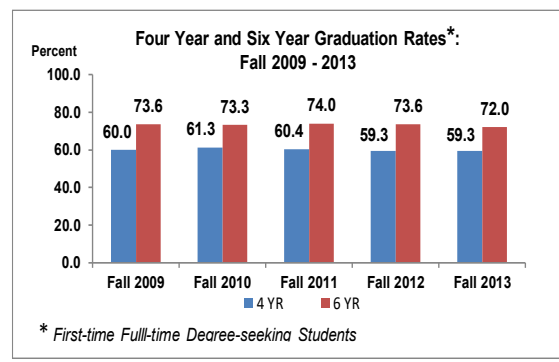
Fast Facts webpage:

<http://www.ramapo.edu/ir/data-reports/fast-facts/>

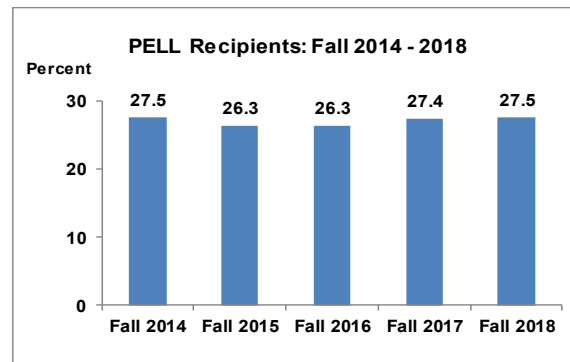
ENROLLMENT—SPRING 2020 (continued)



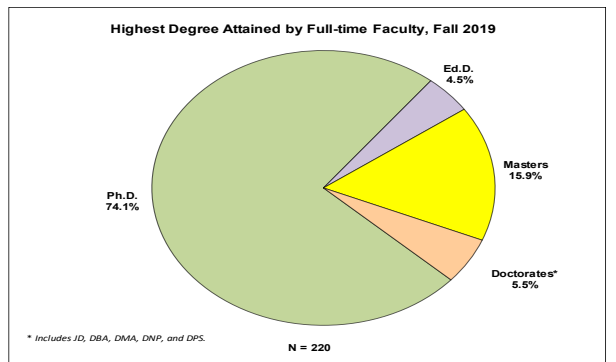
STUDENT OUTCOMES (continued)



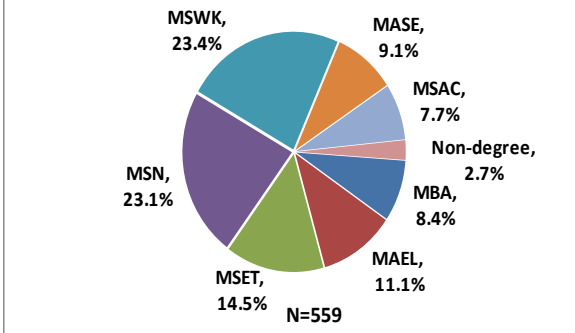
FINANCIAL AID



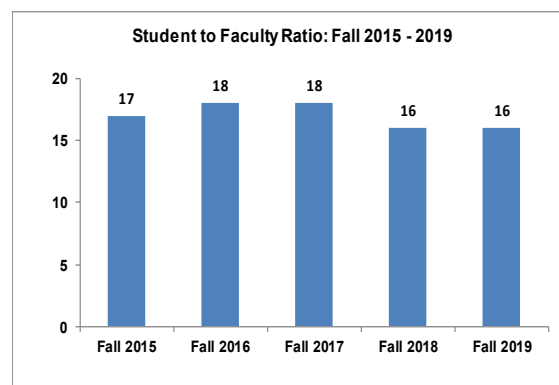
EMPLOYEES - FALL 2019 (continued)



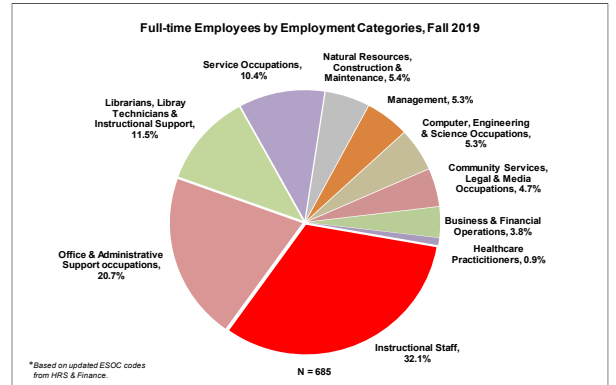
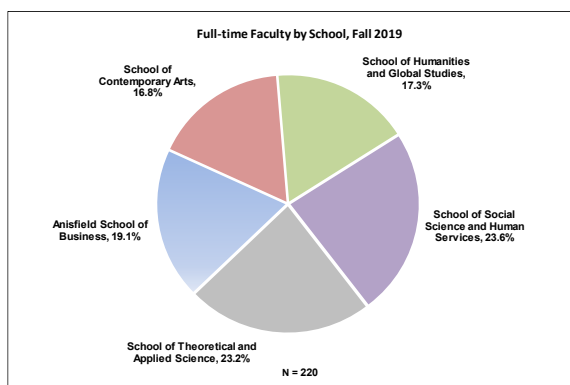
Graduate Enrollment by Program, Spring 2020



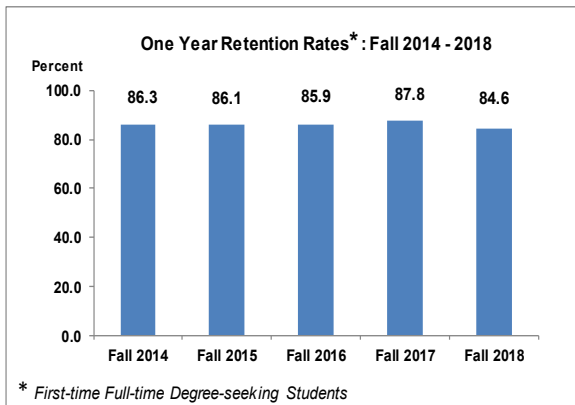
STUDENT FACULTY RATIO



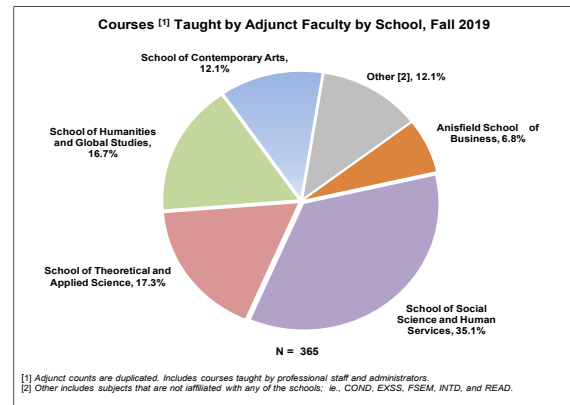
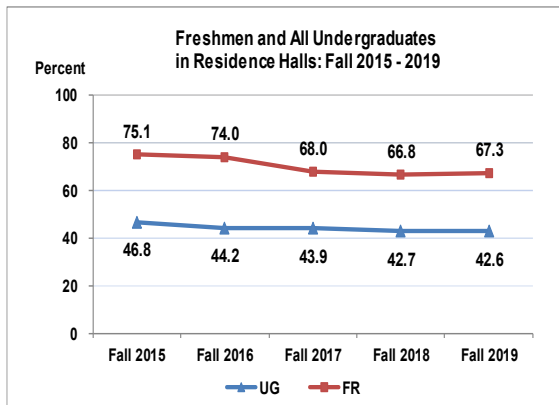
EMPLOYEES - FALL 2019



STUDENT OUTCOMES



STUDENTS IN RESIDENCE HALLS



ALUMNI

DECADE	NUMBER* OF ALUMNI (CUMULATIVE)	PERCENT OF ALUMNI FROM DECADE
1970-1979	3,331	8.1%
1980-1989	5,470	13.3%
1990-1999	6,780	16.5%
2000-2009	10,909	26.5%
2010-2019	14,632	35.6%
TOTAL	41,122	100.0%

* Duplicated count.