

Ramapo College of New Jersey



FAST FACTS - SPRING 2019

INSTITUTIONAL FACTS

Carnegie Classification

Ramapo College's basic Carnegie Classification (M4/HR) is Master's Medium Size, Four-Year, and Highly Residential.

Accreditation

- ◆ The Middle States Commission on Higher Education (MSCHE)
- ◆ The Association to Advance Collegiate Schools of Business-International (AACSB)
- ◆ The Council on Social Work Education (CSWE)
- ◆ The Accreditation Commission for Education in Nursing (ACEN)
- ◆ The Teacher Education Accreditation Council (TEAC)

Programs of Study

Ramapo offers 39 undergraduate majors, 9 joint B.S. programs (in the medical professions), 7 graduate degree programs, programs leading to certification in Teacher Education, and 1 post-master's certificate.

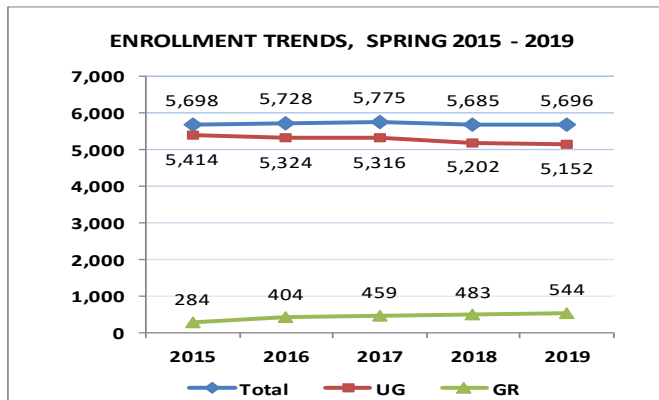
Schools

- ◆ Anisfield School of Business (ASB)
- ◆ School of Contemporary Arts (CA)
- ◆ Salameno School of Humanities and Global Studies (SSHGS)
- ◆ School of Social Science and Human Services (SSHS)
- ◆ School of Theoretical and Applied Science (TAS)

ACCOLADES

- ◆ **College Choice** ranked Ramapo third among the "20 Best Colleges in NJ" following Princeton University and Stevens Institute of Technology. Additionally, it was ranked #1 among the public institutions in NJ in 2019.
- ◆ **Collegeconsensus.com** ranked Ramapo sixth of the 21 colleges and universities in New Jersey in its 2018 "Best Colleges in New Jersey" listing. Consensus rankings are based on a comprehensive aggregate of published rankings and verified student reviews.
- ◆ **CollegesOfDistinction.com** named Ramapo as one of three NJ colleges to receive the new 2018-19 Career Development College of Distinction award.
- ◆ **Forbes Magazine** named Ramapo as one of America's Top Colleges in 2018.
- ◆ **Kiplinger's Personal Finance Magazine** listed Ramapo as one of the "100 Best Values in Public Colleges" for in-state tuition and fees for 2018-19.
- ◆ **The 2019-20 Guide to Military Friendly Schools** designated Ramapo as a "Military Friendly School."
- ◆ **Money Magazine** lists Ramapo fourth in the state in its 2018-2019 "Best College for Your Money" rankings list. Ramapo's ranking also puts it within the top 16 percent of schools nationwide (113 of 727 public/private institutions)
- ◆ **Niche.com** ranked Ramapo #1 among all public and private colleges and universities in New Jersey for the 2019 Best College Dorms in America.
- ◆ **Princeton Review** recognized Ramapo in the listing for "2019 Best Colleges: Region by Region" for the Northeast. The lists are based on survey responses from "the true experts in on-campus life – the students."
- ◆ **U.S. News & World Report** designated Ramapo in the public Northern Regional Colleges and Universities category in its "Best Colleges" 2019 edition.

OVERALL ENROLLMENT—SPRING 2019



OVERALL ENROLLMENT - SPRING 2019

Credit Hours and FTE by Career		
Career	Enrolled Hours	FTE
Undergraduate	75,831	4,740
Graduate	4,036	336
Total	79,867	5,076

Headcount by Career and Attendance			
Career	Full-time	Part-time	Total
Undergraduate	4,560	592	5,152
Graduate	158	386	544
Total	4,718	978	5,696

Top Majors / Programs, Spring 2019				
	Undergraduate		Graduate	
Business Administration	15.8%	Nursing	20.6%	
Nursing	9.8%	Social Work	18.8%	
Biology	8.3%	Educational Technology	17.3%	
Psychology	7.2%	Business Administration	11.6%	
Communication Arts	7.1%	Educational Leadership	10.3%	
Accounting	5.1%	Special Education	9.4%	

Demographics of Enrolled Students			
Spring 2019	UG	GR	Overall
Total Headcount	5,152	544	5,696
Average Age	21.0	29.0	22.0
Female	2,834	413	3,247
Male	2,318	131	2,449
State of Origin			
New Jersey	4,774	505	5,279
Other States in U.S.	250	37	287
Foreign Country	124	2	126
Unknown	4	0	4
Race / Ethnicity			
American Indian / Native Alaskan	29	0	29
Asian / Pacific Islander	415	44	459
Hawaiian / Pacific Islander	2	0	2
Black, Non-Hispanic	269	35	304
Hispanic or Latino/a, any race	884	57	941
White, Non-Hispanic	3,200	379	3,579
Multiple Races, Non-Hispanic	17	2	19
Non-Resident Aliens	124	2	126
Unknown	212	25	237

PRESIDENT'S CABINET

Peter Philip Mercer, L.L.B., Ph.D.
President

Stefan Becker, Dr. rer. nat.
Provost/ Vice President for Academic Affairs

Kirsten Loewrigkeit, C.P.A.
Vice President of Administration and Finance

Cathleen Davey, M.A.
Vice President for Institutional Advancement & Executive Director of the Ramapo Foundation

Nicole Morgan Agard, Esq.
Director of Employee Relations and Chief Equity & Diversity Officer

Mr. Christopher Romano, Ed.M.
Vice President for Enrollment Management and Student Affairs

Michael A. Tripodi, Esq.
Vice President and General Counsel

Ms. Brittany Williams-Goldstein, Ed.D.
Chief of Staff and Board Liaison


OFFICE OF INSTITUTIONAL RESEARCH

Gurvinder Khaneja, Director
Deyu Xu, Database Programmer
Christine Bennett, Research Analyst
Laura Plessner, Administrative Assistant
Hishesh Amatyia, Work-study aide
Rahul Guni, Work-study aide

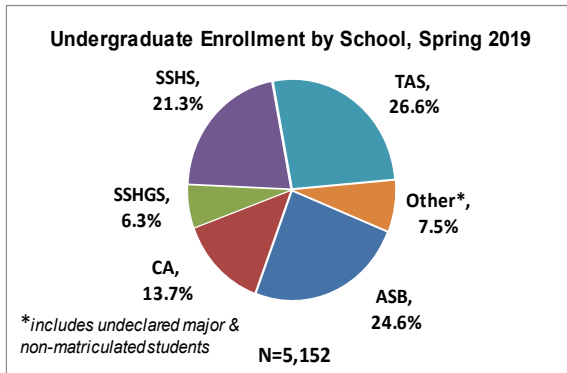
Ramapo College of New Jersey

505 Ramapo Valley Road
Mahwah, NJ 07430
www.ramapo.edu

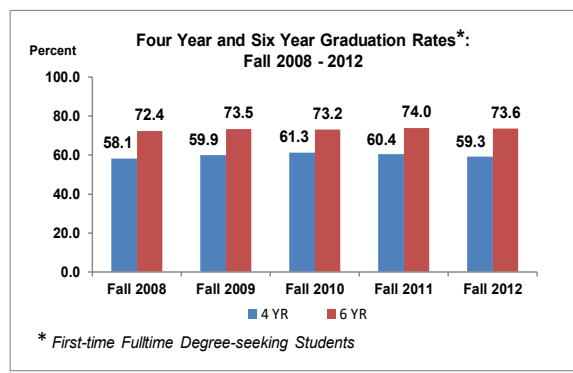
Fast Facts webpage:
<http://www.ramapo.edu/ir/data-reports/fast-facts/>



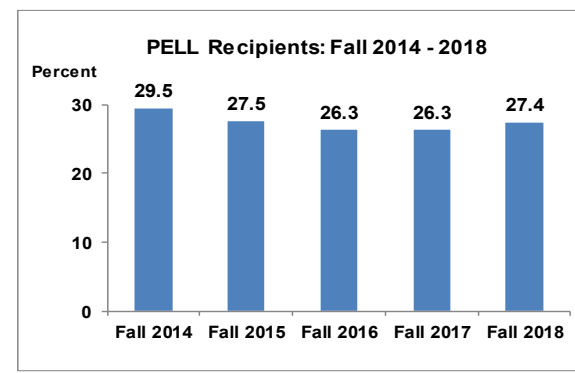
ENROLLMENT—SPRING 2019 (continued)



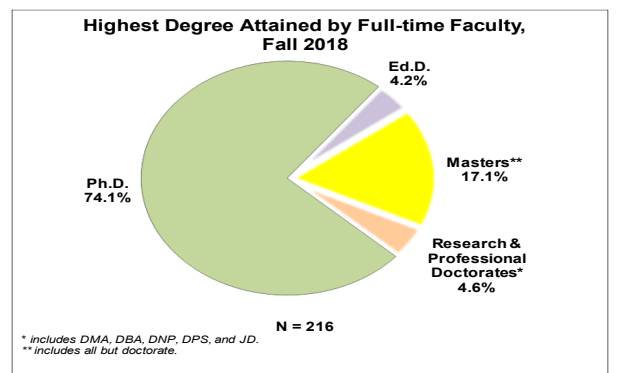
STUDENT OUTCOMES (continued)



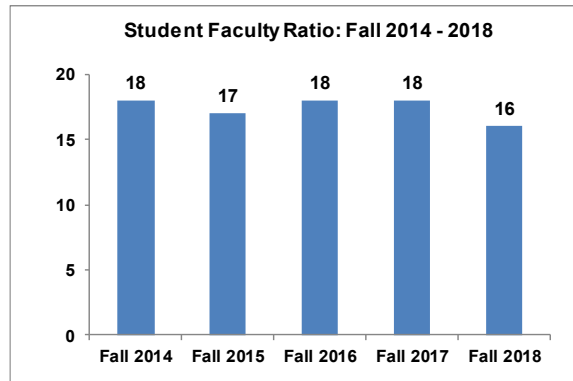
FINANCIAL AID



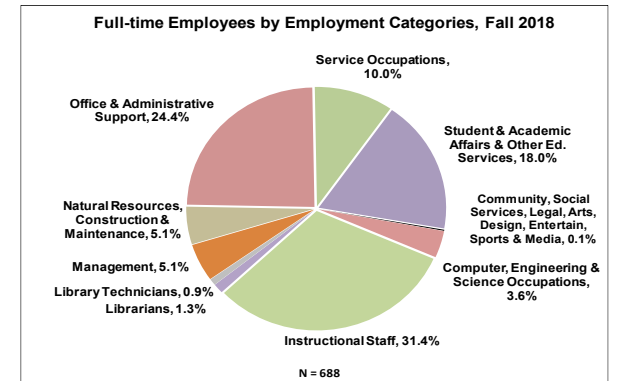
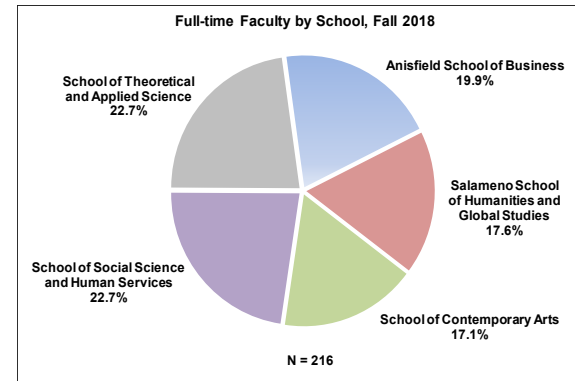
EMPLOYEES - FALL 2018 (continued)



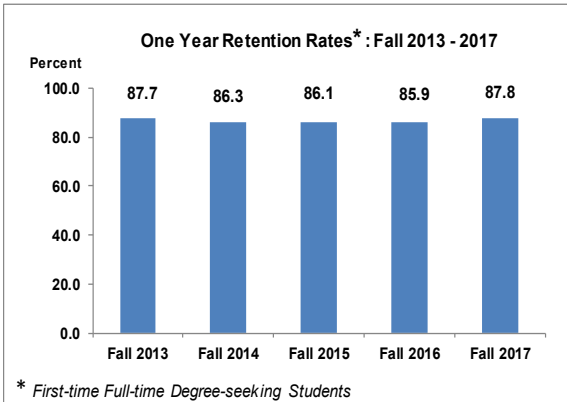
STUDENT FACULTY RATIO



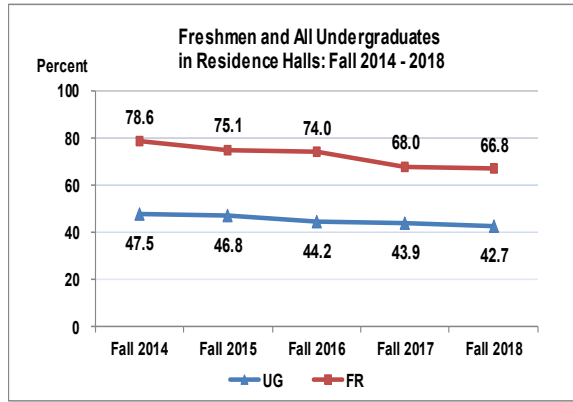
EMPLOYEES - FALL 2018



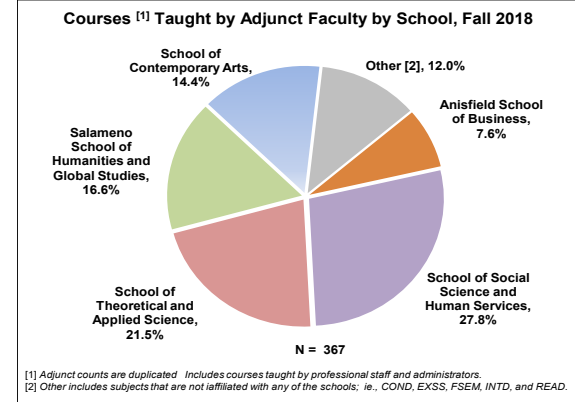
STUDENT OUTCOMES



STUDENTS IN RESIDENCE HALLS



Courses Taught by Adjunct Faculty by School, Fall 2018



ALUMNI

DECADE	NUMBER* OF ALUMNI (CUMULATIVE)	PERCENT OF ALUMNI FROM DECADE
1970-1979	3,331	8.4%
1980-1989	5,470	13.8%
1990-1999	6,780	17.1%
2000-2009	10,909	27.5%
2010-2018	13,116	33.1%
TOTAL	39,606	100.0%

* Duplicated count.