

Ramapo College of New Jersey



FAST FACTS - SPRING 2018

INSTITUTIONAL FACTS

Carnegie Classification

Ramapo College's basic Carnegie Classification (M4/HR) is Master's Medium Size, Four-Year, and Highly Residential.

Accreditation

- ◆ The Middle States Commission on Higher Education (MSCHE)
- ◆ The Association to Advance Collegiate Schools of Business-International (AACSB)
- ◆ The Council on Social Work Education (CSWE)
- ◆ The Accreditation Commission for Education in Nursing (ACEN)
- ◆ The Teacher Education Accreditation Council (TEAC)

Programs of Study

Ramapo offers 38 undergraduate majors, 9 joint B.S. programs (in the medical professions), 7 graduate degree programs, programs leading to certification in Teacher Education, and 1 post-master's certificate.

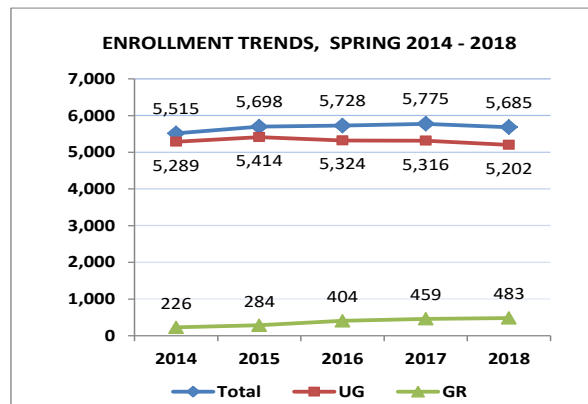
Schools

- ◆ Anisfield School of Business (ASB)
- ◆ School of Contemporary Arts (CA)
- ◆ Salameno School of Humanities and Global Studies (SSHGS)
- ◆ School of Social Science and Human Services (SSHS)
- ◆ School of Theoretical and Applied Science (TAS)

ACCOLADES

- ◆ **College Choice's** - Ramapo was ranked 3rd among the "20 Best Colleges in NJ" following Princeton University and Stevens Institute of Technology. Additionally, it was ranked #1 among the public institutions in NJ.
- ◆ **CollegesOfDistinction.com** - For the 3rd consecutive year, Ramapo was honored nationwide for excellence in student-focused higher education.
- ◆ The **2016 Hobsons Education Advances Award** - Ramapo received the award for Admissions and Student Success.
- ◆ **The John Templeton Foundation** - Ramapo was named to its Honor Roll for Character Building Colleges.
- ◆ **Kiplinger's Personal Finance List** - For the 10th consecutive year, Ramapo was selected among the top 100 "Best Values in Education" list.
- ◆ **The 2016 Guide to Military Friendly Schools** - Ramapo was designated as a Military Friendly School.
- ◆ **Princeton Review** - Ramapo was listed among one of 229 institutions in their "2018 Best in the Northeast" publications.
- ◆ **U.S. News & World Report** - Ramapo was ranked among the top 10 public Northern Regional Universities in its 2018 edition.

OVERALL ENROLLMENT - SPRING 2018



OVERALL ENROLLMENT - SPRING 2018

Credit Hours and FTE by Career		
Career	Enrolled Hours	FTE
Undergraduate	76,568	4,785
Graduate	3,632	303
Total	80,200	5,088

Headcount by Career and Attendance			
Career	Full-time	Part-time	Total
Undergraduate	4,595	607	5,202
Graduate	141	342	483
Total	4,736	949	5,685

Top Majors / Programs, Spring 2018			
	Undergraduate		Graduate
Business Administration	15.5%	Educational Technology	20.9%
Nursing	9.4%	Social Work	19.5%
Biology	8.1%	Nursing	15.1%
Psychology	7.7%	Business Administration	12.4%
Communication Arts	6.9%	Educational Leadership	11.4%
Accounting	5.1%	Special Education	9.3%

Demographics of Enrolled Students			
Spring 2018	UG	GR	Overall
Total Headcount	5,202	483	5,685
Average Age	23.0	33.8	23.9
Female	2,884	373	3,257
Male	2,318	110	2,428
State of Origin			
New Jersey	4,813	444	5,257
Other States in U.S.	259	36	295
Foreign Country	128	3	131
Unknown	2	0	2
Race / Ethnicity			
American Indian / Native Alaskan	27	1	28
Asian / Pacific Islander	398	27	425
Hawaiian / Pacific Islander	6	0	6
Black, Non-Hispanic	261	25	286
Hispanic or Lationo/a, any race	818	54	872
White, Non-Hispanic	3,287	321	3,608
Multiple Races, Non-Hispanic	25	4	29
Non-Resident Aliens	128	3	131
Unknown	252	48	300

PRESIDENT'S CABINET

Peter Philip Mercer, L.L.B., Ph.D.
President

Beth E. Barnett, Ed.D.
Provost/ Vice President for Academic Affairs

Cathleen Davey, M.A.
Vice President for Institutional Advancement, and
Exec. Director of the Ramapo Foundation

Christopher Romano, Ed.M.
Vice President for Enrollment
Management and Student Affairs

Michael A. Tripodi, Esq.
Vice President and General Counsel

Kirsten DaSilva
Vice President of Administration and Finance

Brittany A. Williams-Goldstein, M.S.Ed.
Chief of Staff and Board Liaison

OFFICE OF INSTITUTIONAL RESEARCH

Gurvinder Khaneja, Director
Deyu Xu, Database Programmer
Christine Bennett, Research Analyst
Laura Plessner, Administrative Assistant

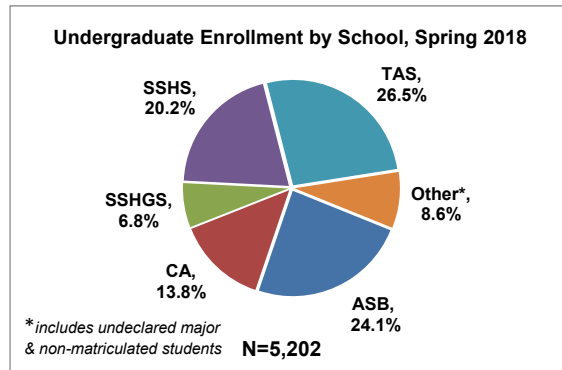
Ramapo College of New Jersey
505 Ramapo Valley Road
Mahwah, NJ 07430
www.ramapo.edu

Fast Facts webpage:

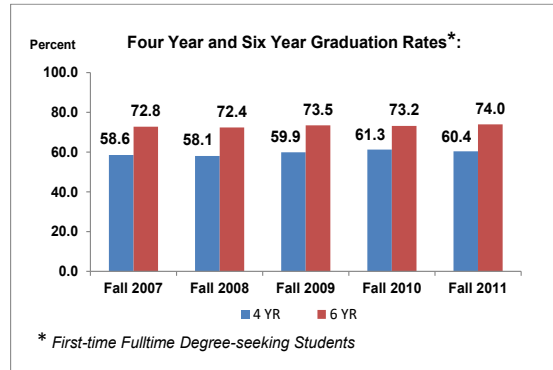
www.ramapo.edu/ir/data-reports/fast-facts/



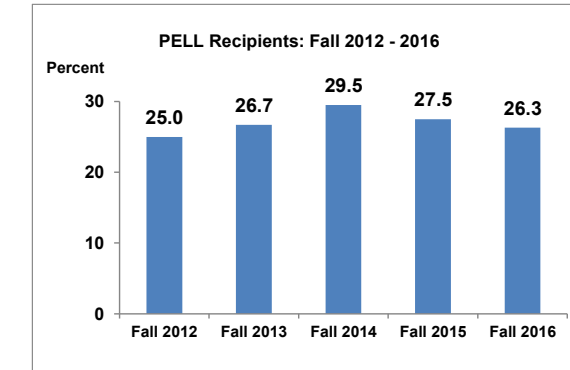
ENROLLMENT—SPRING 2018 (continued)



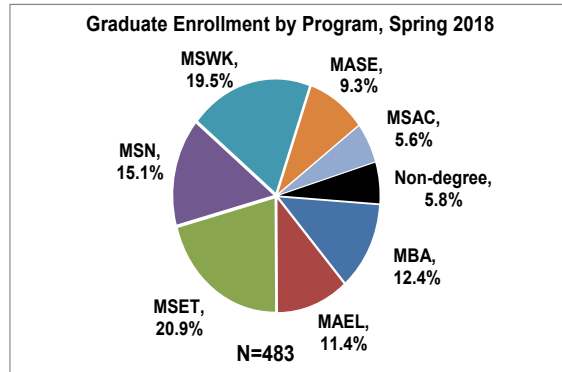
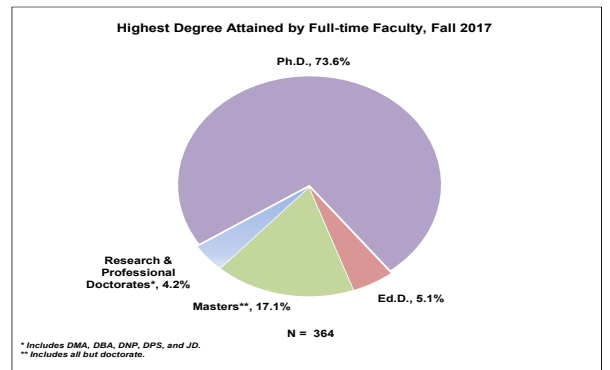
STUDENT OUTCOMES (continued)



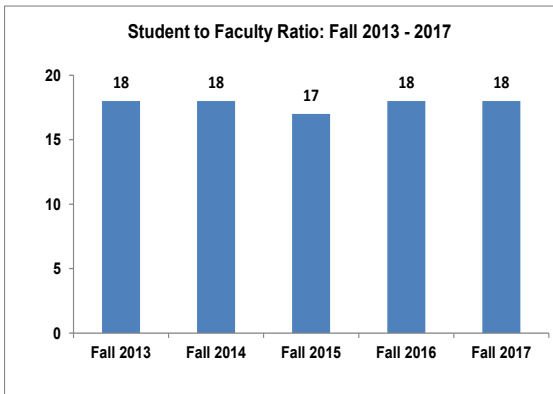
FINANCIAL AID



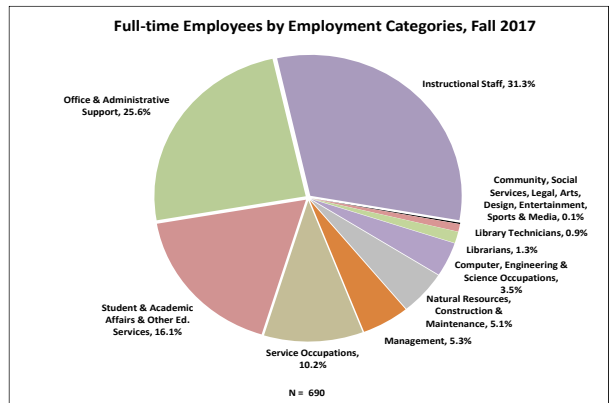
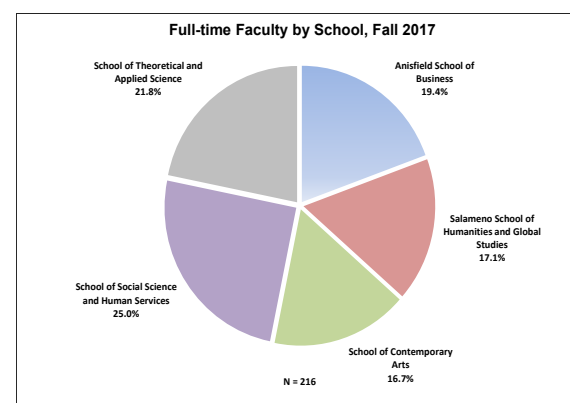
EMPLOYEES - FALL 2017 (continued)



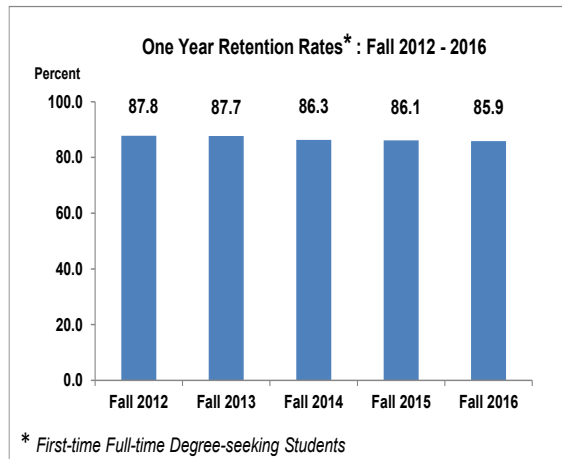
STUDENT FACULTY RATIO



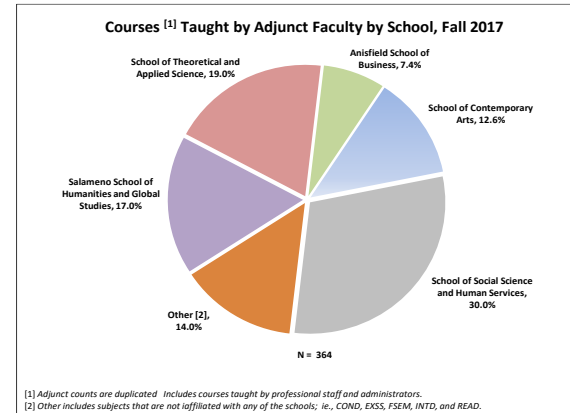
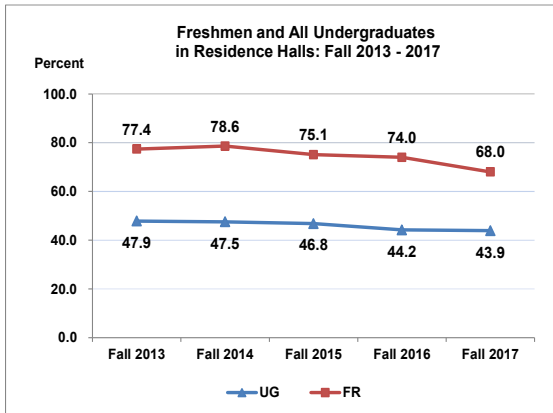
EMPLOYEES - FALL 2017



STUDENT OUTCOMES



STUDENTS IN RESIDENCE HALLS



DECADE	NUMBER* OF ALUMNI	PERCENT OF ALUMNI
1970-1979	3,331	8.8
1980-1989	5,470	14.4
1990-1999	6,780	17.8
2000-2009	10,909	28.7
2010-2017	11,515	30.3
TOTAL	38,005	100.0

* Duplicated count.