

Ramapo College of New Jersey



FAST FACTS - SPRING 2017

INSTITUTIONAL FACTS

Carnegie Classification

Ramapo College's basic Carnegie Classification (M4/HR) is Master's Medium Size, Four-Year, and Highly Residential.

Accreditation

- ◆ The Middle States Commission on Higher Education (MSCHE)
- ◆ The Association to Advance Collegiate Schools of Business-International (AACSB)
- ◆ The Council on Social Work Education (CSWE)
- ◆ The Accreditation Commission for Education in Nursing (ACEN)
- ◆ The Teacher Education Accreditation Council (TEAC)

Programs of Study

Ramapo offers 38 undergraduate majors, 10 joint B.S. programs (in the medical professions), 7 graduate degree programs, programs leading to certification in Teacher Education, and 1 post-master's certificate.

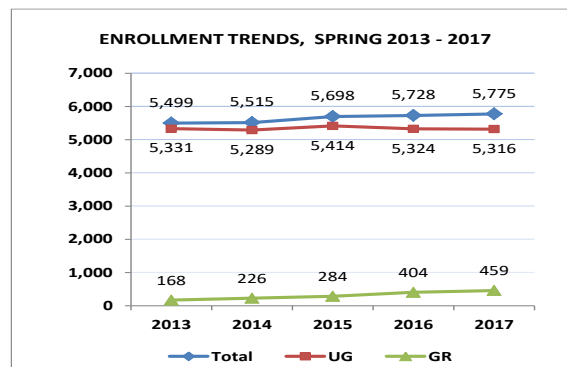
Schools

- ◆ Anisfield School of Business (ASB)
- ◆ School of Contemporary Arts (CA)
- ◆ Salameno School of Humanities and Global Studies (SSHGS)
- ◆ School of Social Science and Human Services (SSHS)
- ◆ School of Theoretical and Applied Science (TAS)

ACCOLADES

- ◆ **U.S. News & World Report** ranked RCNJ 8th in the public Northern Regional Colleges and Universities category in its "Best Colleges" 2017 edition.
- ◆ **Kiplinger's Personal Finance Magazine** ranked Ramapo College as one of the "Top 300 Best Colleges" in the nation. RCNJ was ranked No. 184.
- ◆ **Princeton Review** selected RCNJ as one of the 228 institutions in the "Best in the Northeast" section of PrincetonReview.com and in the "Best Northeastern Colleges: 2017" book edition.
- ◆ **Hobsons** presented Ramapo College with the 2016 Hobsons Education Advances Award for Admissions and Student Success.
- ◆ **The 2016 Guide to Military Friendly Schools** designated RCNJ as a "Military Friendly School."
- ◆ **NJ Monthly's** January 2017 issue featured a prominent article on the College's Krame Center for Contemplative Studies and Mindful Living.
- ◆ **Northjersey.com** featured the successes of the RCNJ Men's Basketball Team on December 29 noting that the team is ranked No. 19 in the D3hoops.com Top 25 list as of January 1, 2017.

OVERALL ENROLLMENT - SPRING 2017



OVERALL ENROLLMENT - SPRING 2017

Credit Hours and FTE by Career		
Career	Enrolled Hours	FTE
Undergraduate	77,527	4,845.4
Graduate	3,404	283.7
Total	80,931	5,129.1

Headcount by Career and Attendance			
Career	Full-time	Part-time	Total
Undergraduate	4,697	619	5,316
Graduate	137	322	459
Total	4,834	941	5,775

Top Majors / Programs, Spring 2017			
	Undergraduate		Graduate
Business Administration	15.6%	Educational Technology	30.3%
Nursing	8.9%	Social Work	17.9%
Psychology	8.5%	Educational Leadership	17.0%
Communication Arts	7.4%	Business Administration	13.7%
Biology	7.1%	Special Education	7.8%
Accounting	5.2%	Nursing	7.6%

Demographics of Enrolled Students			
Spring 2017	UG	GR	Overall
Total Headcount	5,316	459	5,775
Average Age	23.0	34.0	23.9
Female	2,899	340	3,239
Male	2,417	119	2,536
State of Origin			
New Jersey	4,929	417	5,346
Other States in U.S.	276	40	316
Foreign Country	110	2	112
Unknown	1	0	1
Race / Ethnicity			
American Indian / Native Alaskan	23	1	24
Asian / Pacific Islander	370	16	386
Hawaiian / Pacific Islander	8	0	8
Black, Non-Hispanic	263	27	290
Hispanic or Lationo/a, any race	763	49	812
White, Non-Hispanic	3,449	320	3,769
Multiple Races, Non-Hispanic	45	4	49
Non-Resident Aliens	110	2	112
Unknown	285	40	325

PRESIDENT'S CABINET

Peter Philip Mercer, L.L.B., Ph.D.
President

Beth E. Barnett, Ed.D.
Provost/ Vice President for Academic Affairs

Cathleen Davey, M.A.
Vice President for Institutional Advancement, and
Exec. Director of the Ramapo Foundation

Christopher Romano, Ed.M.
Vice President for Enrollment
Management and Student Affairs

Michael A. Tripodi, Esq.
Vice President and General Counsel

Kirsten DaSilva
Vice President of Administration and Finance

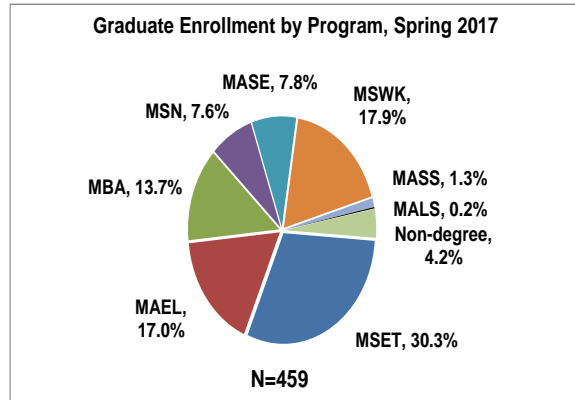
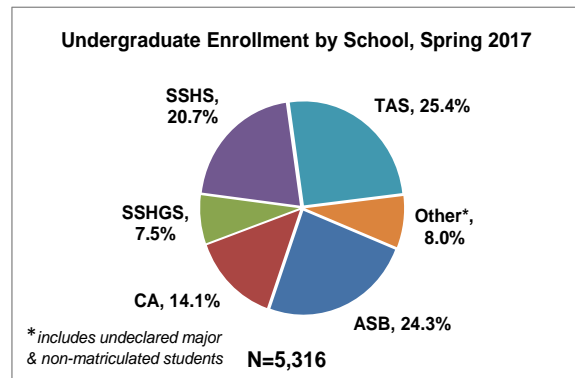
Brittany A. Williams-Goldstein, M.S.Ed.
Chief of Staff and Board Liaison

OFFICE OF INSTITUTIONAL RESEARCH

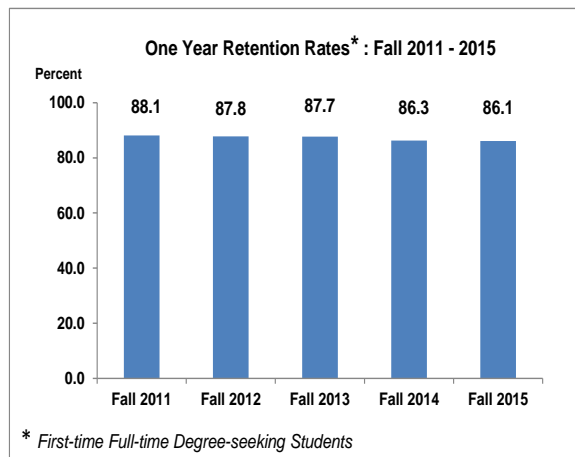
Gurvinder Khaneja, Director
Deyu Xu, Database Programmer
Christine Bennett, Research Analyst
Laura Plessner, Administrative Assistant

Ramapo College of New Jersey
505 Ramapo Valley Road
Mahwah, NJ 07430
www.ramapo.edu

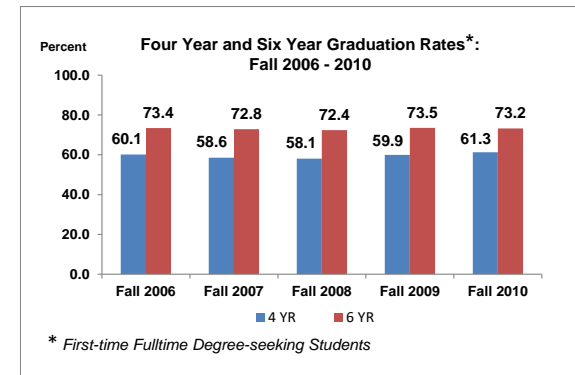
ENROLLMENT—SPRING 2017 (continued)



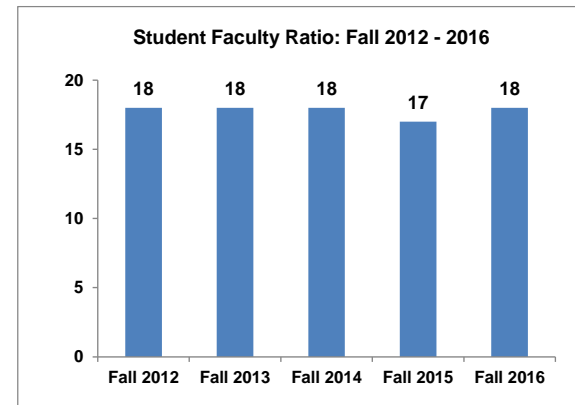
STUDENT OUTCOMES



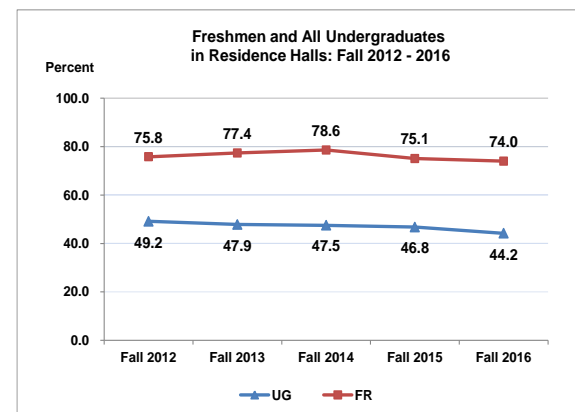
STUDENT OUTCOMES (continued)



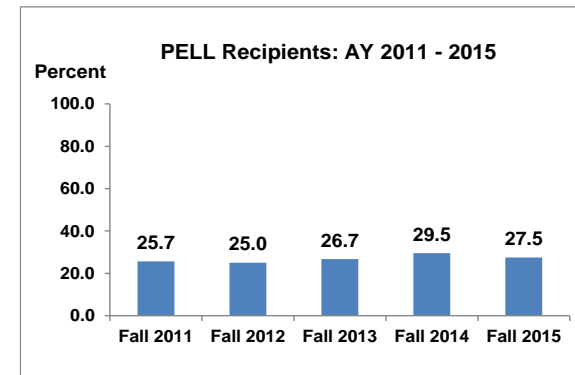
STUDENT FACULTY RATIO



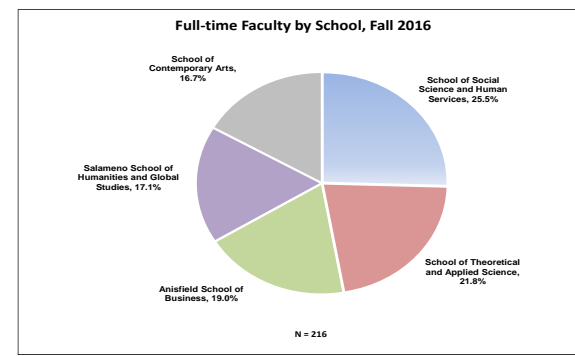
STUDENTS IN RESIDENCE HALLS



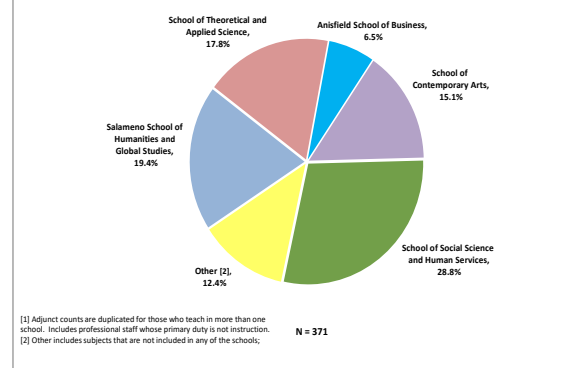
FINANCIAL AID



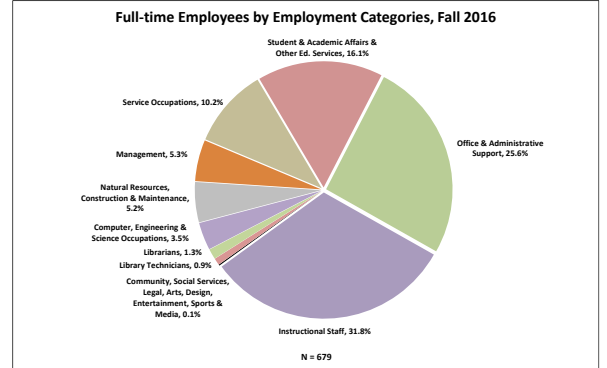
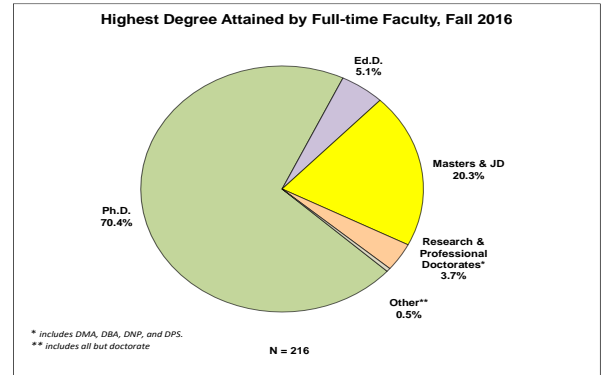
EMPLOYEES - FALL 2016



Courses^[1] Taught by Adjunct Faculty by School, Fall 2016



EMPLOYEES - FALL 2016 (continued)



ALUMNI

DECADE	NUMBER* OF ALUMNI (CUMULATIVE)	PERCENT OF ALUMNI FROM DECADE
1970-1979	3,331	9.1%
1980-1989	5,470	15.0%
1990-1999	6,780	18.6%
2000-2009	10,909	29.9%
2010-2016	9,973	27.4%
TOTAL	36,463	100.0%

*Duplicated count.

Fast Facts webpage:
www.ramapo.edu/ir/data-reports/fast-facts/

