

Ramapo College of New Jersey



FAST FACTS - FALL 2020

INSTITUTIONAL FACTS

Carnegie Classification

Ramapo College's basic Carnegie Classification (M4/HR) is Master's Medium Size, Four-Year, and Highly Residential.

Accreditation

- ◆ The Middle States Commission on Higher Education (MSCHE)
- ◆ The Association to Advance Collegiate Schools of Business-International (AACSB)
- ◆ The Accreditation Commission for Education in Nursing (ACEN)
- ◆ The American Chemical Society (ACS)
- ◆ The Council on Social Work Education (CSWE)
- ◆ The Teacher Education Accreditation Council (TEAC)

Programs of Study

Ramapo offers 43 undergraduate majors, 8 joint- BS-graduate level programs in the medical professions, 2 joint BS programs in the pre-medical/pre-health fields, 8 graduate degree programs, a Doctoral in Nursing Practice, programs leading to certification in Teacher Education, and 1 post-master's certificate.

Schools

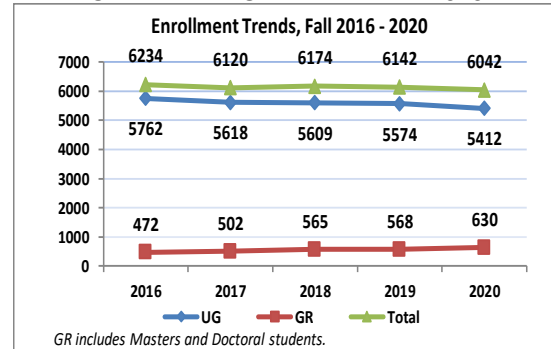
- ◆ Anisfield School of Business (ASB)
- ◆ School of Contemporary Arts (CA)
- ◆ School of Humanities and Global Studies (HGS)
- ◆ School of Social Science and Human Services (SSHS)
- ◆ School of Theoretical and Applied Science (TAS)

TOP 6 ACCOLADES

- ◆ *College Choice's* "20 Best Colleges in New Jersey" named Ramapo among the top three colleges in New Jersey and Number One among the public institutions in New Jersey.
- ◆ *Kiplinger's Personal Finance Magazine* listed Ramapo College among the "100 Best Values in Public Colleges."
- ◆ *Princeton Review* listed Ramapo among its "Best in the Northeast."
- ◆ *U.S. News & World Report* ranked Ramapo College as one of the Best Regional Public Universities North category.
- ◆ *Niche.com* has again named Ramapo's campus housing Number One in New Jersey and ranked the College campus third best in the state.
- ◆ *Condé Nast Traveler's* recently named Ramapo College as one of the 50 most beautiful campuses in the country.

For a more comprehensive list of Ramapo's rankings, please visit <https://www.ramapo.edu/about/>

OVERALL ENROLLMENT—FALL 2020



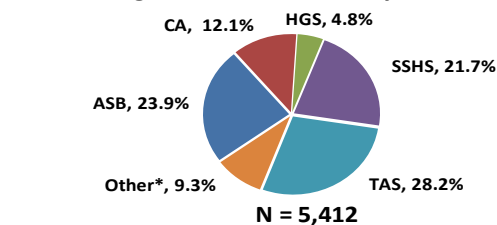
Credit Hours and FTE by Career		
Career	Enrolled Hours	FTE
Undergraduate	79,566	4,973
Graduate	5,137	428
Doctorate	45	4
Total	84,748	5,405

Headcount by Career and Attendance			
Career	Full-time	Part-time	Total
Undergraduate	4,720	692	5,412
Graduate	244	378	622
Doctorate	0	8	8
Total	4,964	1,078	6,042

Top Majors / Programs, Fall 2020			
Undergraduate		Graduate	
Nursing	11.1%	Social Work	29.6%
Biology	8.5%	Nursing	19.9%
Psychology	6.8%	Educational Technology	11.1%
Communication Arts	6.4%	Business Administration	10.9%
Accounting	4.6%	Accounting	9.6%
Elementary Education	4.2%	Special Education	8.2%

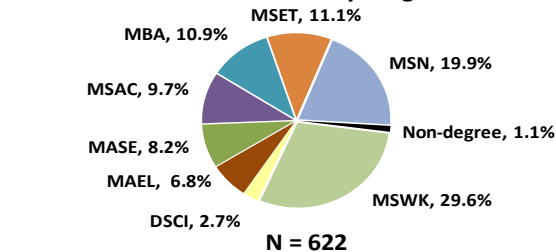
Demographics of Enrolled Students				
Fall 2020	UG	GR	DR	Overall
Total Headcount	5,412	622	8	6,042
Average Age (median)	20.0	27.0	47.5	21.0
Female students	57.7%	75.9%	62.5%	59.5%
Male students	42.3%	24.1%	37.5%	40.5%
NJ State of Origin	94.2%	91.0%	100.0%	93.9%
Other State of Origin	4.3%	8.0%	0.0%	4.7%
Foreign Country Origin	1.2%	0.5%	0.0%	1.2%
Unknown	0.3%	0.5%	0.0%	0.3%
American Indian / Native Alaskan	0.3%	0.0%	0.0%	0.3%
Asian	8.9%	8.4%	0.0%	8.8%
Hawaiian / Pacific Islander	0.0%	0.2%	0.0%	0.0%
Black	6.3%	6.4%	0.0%	6.3%
Hispanic or Latino/a, any race	19.5%	12.5%	0.0%	18.7%
White	56.9%	69.8%	100.0%	58.3%
Non-Resident Aliens	1.2%	0.5%	0.0%	1.2%
Unknown	6.8%	2.3%	0.0%	6.3%

Undergraduate Enrollment by School



*Non-Matric & Undeclared

Masters Enrollment by Program



PRESIDENT'S CABINET

Peter Philip Mercer, L.L.B., Ph.D.
President

Susan Gaulden, Ph.D.

Interim Provost & Vice President for Academic Affairs

Kirsten Loewrigkeit, C.P.A.

Vice President for Administration and Finance

Angela Cristini, Ph.D.

Interim Vice President for Institutional Advancement,
and Exec. Director of the Ramapo Foundation

Nicole Morgan Agard, Esq.

Chief Equity and Diversity Officer

Patrick O'Connor, M.A.

Government Relations Officer

Christopher Romano, Ed.D.

Vice President for Enrollment Management
and Student Affairs

Michael A. Tripodi, Esq.

Vice President and General Counsel

Brittany Williams-Goldstein, Ed.D.

Chief of Staff and Board Liaison

OFFICE OF INSTITUTIONAL RESEARCH

Gurvinder Khaneja, Director

Deyu Xu, Database Programmer

Christine Flon, Research Analyst

Laura Plessner, Administrative Assistant

Ramapo College of New Jersey

505 Ramapo Valley Road

Mahwah, NJ 07430

www.ramapo.edu

NEW STUDENT ENROLLMENT - FALL 2020

Average SAT Scores			
	Reading and Writing	Math	Composite
All Admits (full-time)	568	566	1,134
Regular Admits (full-time)	575	574	1,149

Demographics of New Students				
	New	Transfer	Graduate	Doctorate
Total Headcount	997	420	346	8
Average Age	18.0	21.5	25.0	47.5
Females	58.5%	52.6%	74.0%	62.5%
Males	41.5%	47.4%	26.0%	37.5%
NJ State of Origin	95.1%	92.9%	92.2%	100.0%
Other State of Origin	3.4%	7.1%	6.4%	0.0%
Foreign Country Origin	0.1%	0.0%	0.6%	0.0%
Unknown	1.4%	0.0%	0.9%	0.0%
American Indian / Native Alaskan	0.4%	0.0%	0.0%	0.0%
Asian	12.2%	7.4%	5.5%	0.0%
Black	7.5%	7.4%	7.5%	0.0%
Hispanic or Latino/a, any race	21.5%	22.1%	12.7%	0.0%
White	55.6%	57.6%	71.4%	100.0%
Non-Resident Aliens	0.1%	0.0%	0.6%	0.0%
Unknown	2.7%	5.5%	2.3%	0.0%

New Student Enrollment By School				
School	New	Transfer	Graduate	Doctorate
ASB	22.7%	24.5%	24.9%	0.0%
CA	8.0%	12.9%	0.0%	0.0%
HGS	3.8%	4.8%	0.0%	0.0%
SSHS	17.3%	32.4%	57.2%	0.0%
TAS	39.4%	24.0%	17.9%	100.0%
Undecided	8.8%	1.4%	0.0%	0.0%

NEW STUDENT ENROLLMENT (continued)

Popular Majors for New Students			
Undergraduate		Graduate	
Nursing	16.0%	Social Work	34.1%
Biology	12.4%	Business Administration	13.6%
Accounting	5.3%	Nursing	13.0%
Computer Science	5.2%	Accounting	11.3%
Psychology	5.1%	Educational Technology	11.0%
Elementary Education	5.0%	Special Education	7.8%

DEGREES CONFERRED - FY 2020

Bachelor's Degrees	N	Percent
Bachelors of Arts	536	42.1%
Bachelor of Science	546	42.9%
Bachelor of Science in Nursing	135	10.6%
Bachelor of Science in Social Work	56	4.4%
Total	1,273	100.0%

Master's Degrees	N	Percent
MA Educational Leadership	58	19.1%
MA Special Education	28	9.2%
Master of Business Administration	33	10.9%
Master of Social Work	64	21.1%
MS Accounting	30	9.9%
MS Educational Technology	48	15.8%
MS Nursing	42	13.9%
Total	303	100.0%

Popular Majors of Bachelor's Recipients	N	Percent
Business Administration (BS)	171	13.4%
Communication Arts (BA)	101	7.9%
Nursing (BSN)	100	7.9%
Psychology (BA)	98	7.7%
Accounting (BS)	91	7.1%
Biology (BS)	77	6.0%

DEGREES CONFERRED - FY 2020 (continued)

Demographics of Degree Recipients		
	Bachelor's	Master's
Total Degree Recipients	1,273	303
Average Age (median)	23.0	29.0
Females	54.5%	72.3%
Males	45.5%	27.7%
American Indian / Native Alaskan	1.0%	0.0%
Asian	7.4%	6.9%
Black	4.2%	3.6%
Hispanic or Latino/a, any race	17.4%	11.9%
White	65.4%	73.3%
Multiple Races, Non-Hispanic	0.4%	0.0%
Non-Resident Aliens	2.2%	0.3%
Unknown	2.0%	4.0%

COST OF ATTENDANCE - AY 2020-21

Per Credit Tuition and Fees		
	Resident	Non-Resident
Undergraduate		
Tuition	\$387.95	\$692.40
Tuition-related Fees	\$79.30	\$79.30
Graduate		
Master's programs* Tuition	\$736.50	\$736.50
*(MAEL, MASE, MSET, MSN, & MSW)		
All Master's programs tuition-related Fees	\$58.70	\$58.70
MBA Tuition	\$1,025.25	\$1,025.25
MSAC Tuition	\$838.20	\$838.20
MSDS Tuition	\$1,127.75	\$1,127.75
Doctoral Nursing Practice (DNP) Tuition	\$1,004.70	\$1,004.70
DNP Tuition-related Fees	\$58.70	\$58.70

Other Annual Costs			
	Books	Room & Board	Travel
Commuter Living w/ family	\$1,594	\$2,648	\$3,198
On-Campus - single room	\$1,594	\$14,120	\$588
Independent Off-Campus	\$1,594	\$11,428	\$3,198

ALUMNI - FALL 2020

Decade	Alumni* Number	Percent
1970-1979	3,331	7.8
1980-1989	5,470	12.8
1990-1999	6,780	15.9
2000-2009	10,909	25.5
2010-2019	14,632	34.3
2020	1,598	3.7
Total	42,720	100.0
School	Number	Percent
ASB	12,175	29.2
HGS	5,009	12.0
CA	6,378	15.3
SSHS	10,057	24.1
TAS	8,087	19.4
Total**	41,706	100.0

** as of September 2020.*
*** alumni are reflected in more than one school.*

CAMPUS FACILITIES IMPROVEMENTS

Capital Projects: FY 2020
Library Rehabilitation and Learning Commons Addition
CPA Lodge Courts Renovation
Auxiliary Gym Floor Resurfacing
Campus-Wide Fire Alarm Monitoring and Network Upgrade
CPA Transformer Replacements
Bischoff Hall Elevator Upgrades
Recovery Housing/Renovation of White House
Photo-Voltaic System Public/Private Partnership (P3)
Athletic Field Sports Lighting

IR Fast Facts site:
www.ramapo.edu/ir/data-reports/fast-facts/

