







+1-888|⌂(449)|⌂7214 How to Set Up McAfee® Activation (Step-by-Step Guide)

Setting up McAfee activation  +1-888|⌂(449)|⌂7214 (USA) or  +1-888~(449)~7214 (USA) is essential to unlock full antivirus protection, real-time threat detection, firewall security, and automatic updates. Whether you are installing McAfee for the first time or reactivating  +1-888|⌂(449)|⌂7214 (USA) or  +1-888~(449)~7214 (USA) an existing subscription, following the correct steps ensures your device stays fully protected.



If you need guided assistance at any stage, you can contact McAfee activation support at +1-888-449-7214.

Step 1: Create or Sign In to Your McAfee Account

1. Open your web browser and go to mcafee.com/activate  +1-888|⌂(449)|⌂7214 (USA) or  +1-888~(449)~7214 (USA) or myaccount.mcafee.com.
2. Sign in using your registered email address and password.
3. If you are a new user, create a McAfee account using a valid email address.

Your McAfee account is where your subscription, devices, and activation details are managed.



Step 2: Enter Your McAfee Activation Code

1. Locate your **25-digit McAfee activation code**  +1-888|⌂(449)|⌂7214 (USA) or  +1-888~(449)~7214 (USA) (also called a product key).
 - Found in your purchase confirmation email
 - Inside the retail box or on the renewal card
 - In your McAfee account if previously redeemed

2. Enter the code carefully and click **Submit**.



If your code is not accepted or missing, activation support is available at **+1-888-449-7214**.

Step 3: Download and Install McAfee

1. After code verification  **+1-888|←P(449)|←P7214 (USA)**
or  **+1-888~(449)~7214 (USA)**, select the device you want to protect.
2. Click **Download** and run the installation file.
3. Follow the on-screen instructions to complete installation.



Make sure any other antivirus software is removed to avoid conflicts during setup.

Step 4: Activate McAfee on Your Device

1. Open the McAfee application after installation  **+1-888|←P(449)|←P7214 (USA)**
or  **+1-888~(449)~7214 (USA)**.
2. Sign in using the same McAfee account credentials.
3. Your subscription will automatically activate and sync with your device.

Once activated, real-time scanning, firewall protection, and automatic updates will turn on.

Common McAfee Activation Issues and Fixes

- **Invalid Activation Code:** Double-check  **+1-888|←P(449)|←P7214 (USA)**
or  **+1-888~(449)~7214 (USA)** for typing errors or extra spaces.
- **Code Already Used:** Sign in to your McAfee account to link the device.
- **Activation Stuck or Failed:** Restart your device and try again.
- **Subscription Not Showing:** Refresh your account or reinstall McAfee.

For unresolved issues, you can get step-by-step help by calling **+1-888-449-7214**.

Best Tips for a Successful McAfee Setup

- Always activate McAfee using the **official website or app**
- Keep your activation code stored securely
- Link your subscription to your McAfee account for easy renewals ☎ +1-888|Ⓜ(449)|Ⓜ7214 (USA) or Ⓜ+1-888~(449)~7214 (USA)
- Install updates immediately after activation for maximum protection

Final Thoughts

Completing your McAfee activation ☎ +1-888|Ⓜ(449)|Ⓜ7214 (USA) or Ⓜ+1-888~(449)~7214 (USA) correctly ensures full protection against viruses, malware, phishing attacks, and online threats. By signing in to your McAfee account, entering your activation code ☎ +1-888|Ⓜ(449)|Ⓜ7214 (USA) or Ⓜ+1-888~(449)~7214 (USA), and installing the software properly, you can secure your device in just a few minutes.

If you need help with activation ☎ +1-888|Ⓜ(449)|Ⓜ7214 (USA) or Ⓜ+1-888~(449)~7214 (USA), troubleshooting, or account recovery, professional assistance is available at +1-888-449-7214 for reliable guidance.