




# A Study Investigating Ramapo College Students' Impressions and Understanding of US Federal Tax Law

Benjamin Prill

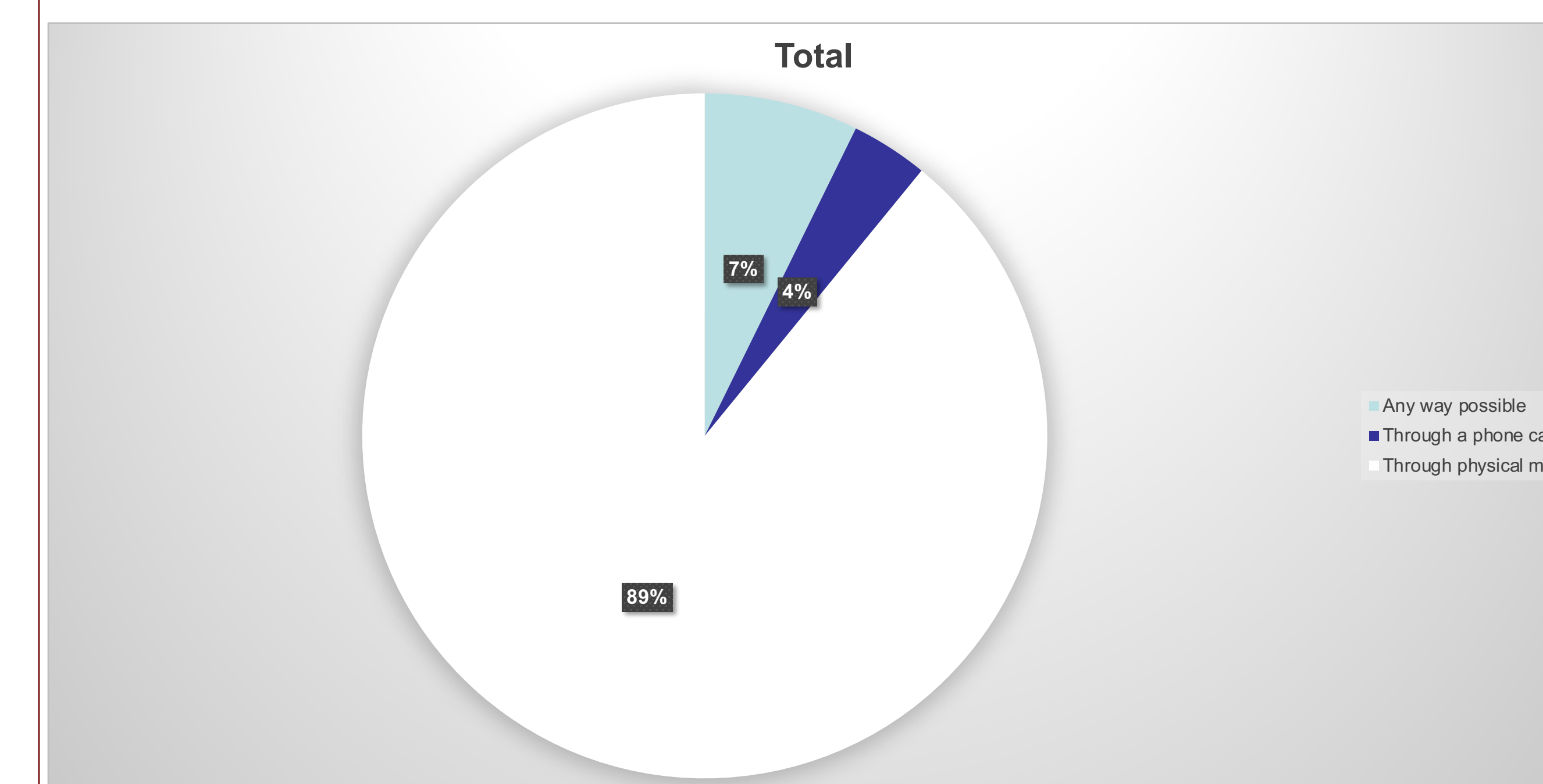
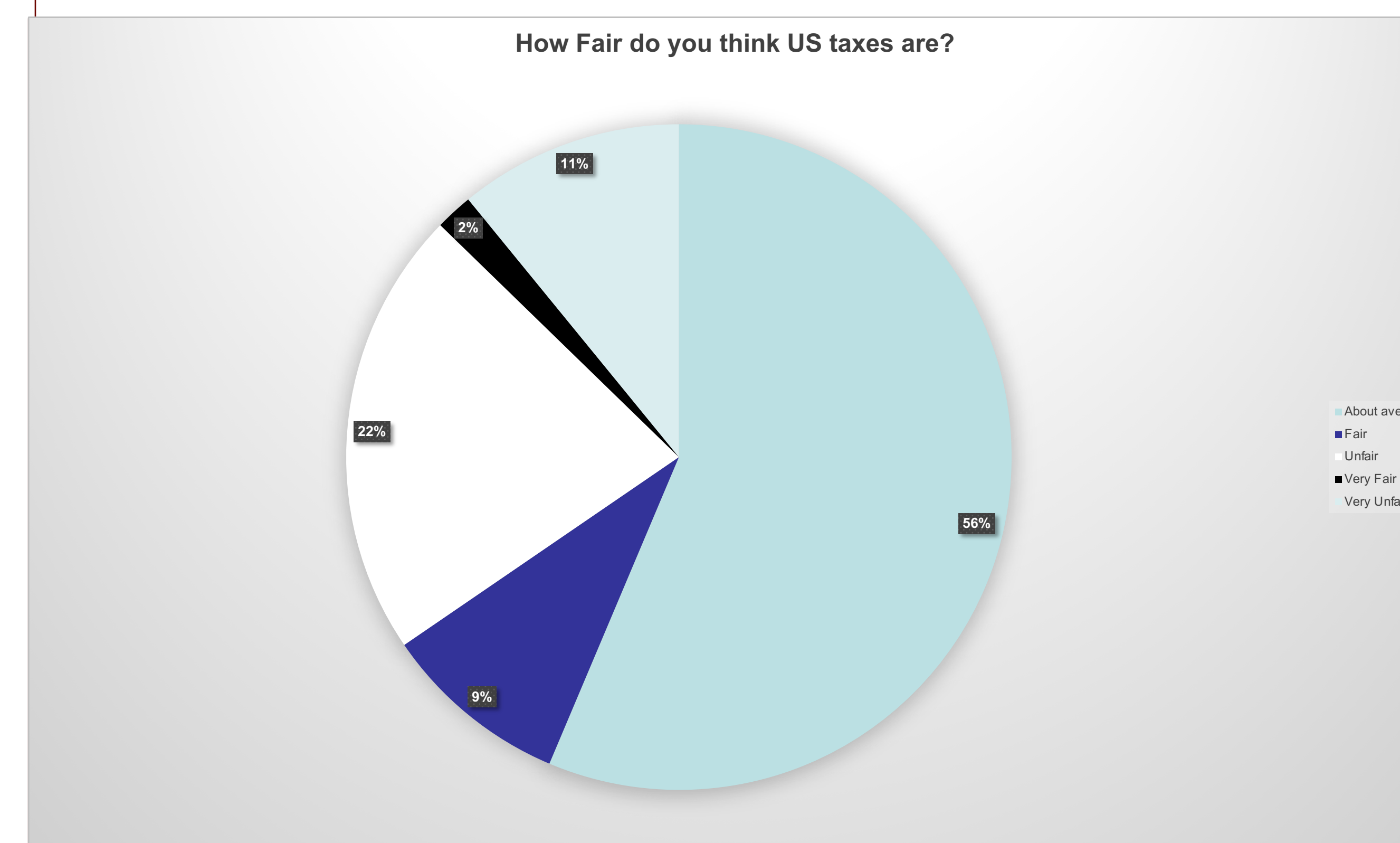
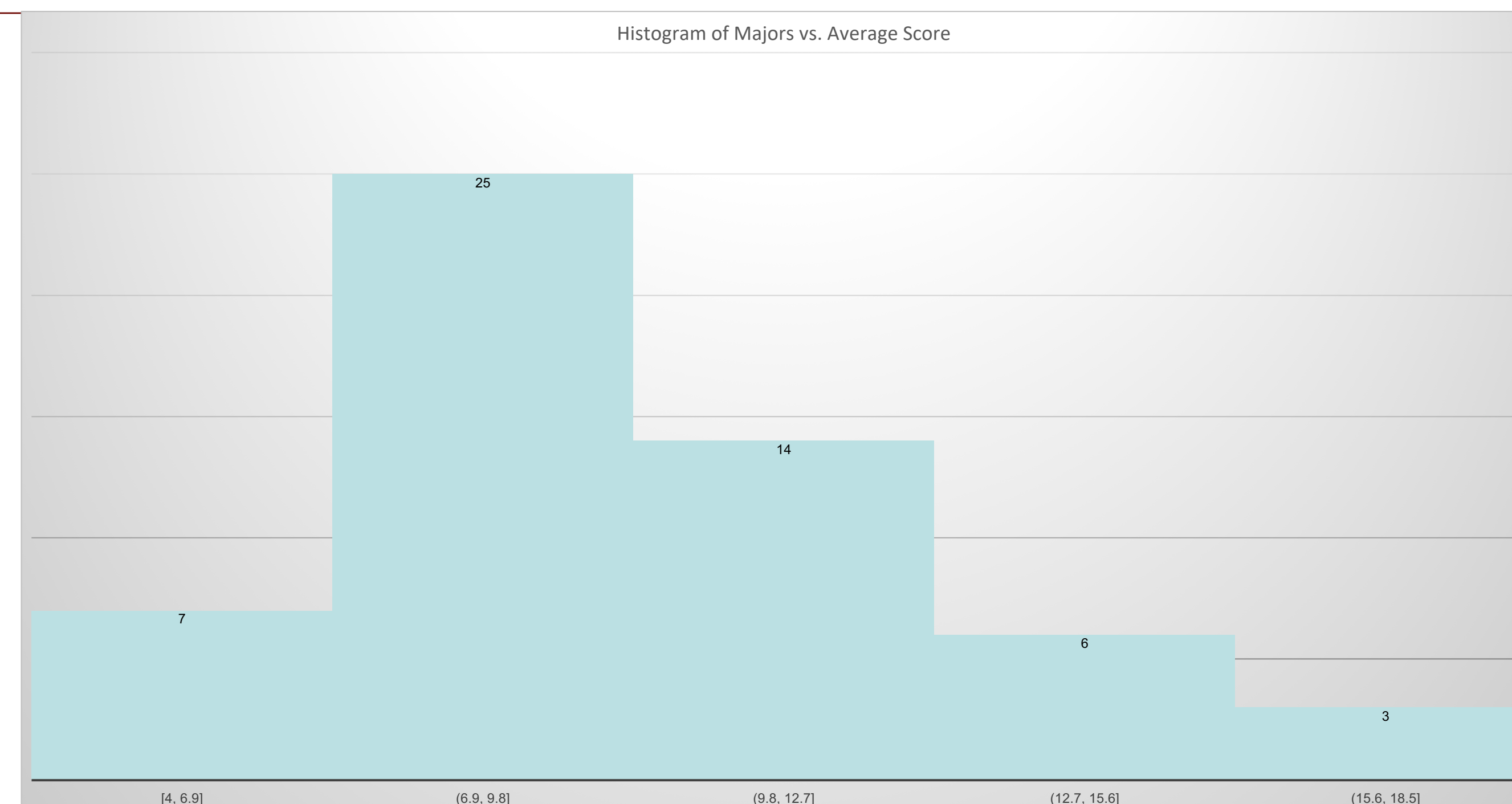
Ramapo College of New Jersey, Mahwah, NJ, 07430



## Introduction

Taxes are an important part of being a citizen around the world. However, this is not a topic Frequently taught in the United States. This survey sought to find out how much Ramapo Students knew. Overall, there were 27 questions selected, with 15 questions that dealt with tax law. The rest dealt with gathering data on the participant and asking opinion questions on US Tax law. There were 5 major variables that could have an impact on the results.

- 1) The Age of the respondents. This was selected as an important variable due to the thought that the older the individual, the more independence they likely have. As individuals got older, they would have to deal with taxes.
- 2) The next was the College within Ramapo. This might affect the results, as the core classes within each college may cover or provide relevant information.
- 3) What year of college an individual is in could also affect their score.
- 4) If an individual has done their own taxes. The more familiar an individual is with taxes, the better they would perform on the assessment.
- 5) Finally, the most important was predicted to be an individuals majors. This is due to Accounting specifically dealing with Taxes over the curriculum of the major.



## Method

The data was primarily collected from convenience sampling, and various professors sending out the survey to reach more students. Overall, there was more than 70 respondents, but only 55 fully completed the survey. The questions chosen about taxes dealt with common tax issues that the average tax payer may encounter

## Results

Overall, the average score was 9.5 correct answers out of 18 possible correct answers. However, this data was skewed, and accounting students were the primary cause. This is due to the Accounting students having an average of 13.5 correct answers. 22% of all the respondents did their own taxes, which was higher than the expected 10%.

## Analysis of Data

A confidence interval was performed to find the mean of the data at Ramapo. A 90% Confidence interval was chosen since the survey was broad and evenly distributed. As such, the mean of Ramapo College Population is between 8.77 and 10.17 correct answers.

## Conclusion

Ramapo Students do not know taxes well, with the average of correct answers being 9.5 correct answers. This low average shows that Ramapo Students know approximately half of the answers, which is not a good sign for important information such as Tax law.